



CANAL DOVER
FURNITURE

2019-2020 DINING ROOM CATALOG



FURNISHING
AMERICAN
HOMES & PROVIDING TIMELESS
QUALITY FOR EVERYONE



8211 TR 652
Millersburg, OH 44654

330.359.5375 OFFICE
877.631.2524 FAX

sales@canal Dover.com

www.canal Dover.com

TABLE OF CONTENTS

COLLECTIONS 4-111

Andover Collection	4-5
Arvada Collection	6-7
Ashville Collection	8-9
Aspen Collection.....	10-11
Bentley Collection.....	12-13
Birmingham Collection.....	14-15
Bordeaux Collection	16-17
Branson Collection	18-19
Brentwood Collection.....	20-21
Cabot Collection	22-23
Cambridge Collection	24-25
Canted Collection	26-27
Chateau Collection	28-29
Classic Mission Collection.....	30-31
Concord Collection	32-33
Easton Collection.....	34-35
Edinburgh Collection	36-37
Estate Collection.....	38-39
Florentino Collection.....	40-41
Gatherings Collection	42-43
Grand Mesa Collection.....	44-45
Heritage Collection	46-47
Hill House Collection	48-49
Kennedy Collection.....	50-51
Kensington Collection.....	52-53
Lexington Collection	54-55
Liberty Mission Collection.....	56-57
Luxembourg Collection.....	58-59
Madison Collection	60-61
McKinley Collection	62-63
Mission Collection.....	64-65
Montecito Collection	66-67
North Union Collection.....	68-69
Peggs Collection.....	70-71
Provence Collection.....	72-73
Queen Anne Collection.....	74-75
Richmond Collection.....	76-77
Riviera Collection.....	78-79
Rochester Collection	80-81
Santa Fe Collection	82-83
Sawyer Collection.....	84-85
Sequoia Collection.....	86-87
Sonoma Collection	88-89
Sydney Collection.....	90-91
Tribeca Collection.....	92-93
Tuscany Collection	94-95
Uptown Collection.....	96-97
Urban Collection.....	98-99

Valley French Collection	100-101
Valley Shaker Collection.....	102-103
Warren Collection	104-105
Wellington Collection	106-107
Whitby Collection.....	108-109
Williamsburg Collection	110-111

SQUARE ONE COLLECTION 112-123

INDIVIDUAL TABLES 124-141

INDIVIDUAL SEATING 142-167

INDIVIDUAL CABINETS 168-191

OPTIONS & INFORMATION 192-227

Cabinet Options.....	197
Care & Cleaning	204
Chair Options.....	196
Features	202
Finish Options.....	192
Hardware Options.....	198-201
Hardwood Options.....	203
Self-Storing Charts	205-227
Table Options.....	193-194
Table Seating Chart.....	195

PICTURE INDEX 228-243

ABOUT OUR COMPANY 246



Andover Collection

Built to last, the Andover is ready for home-cooked meals and lively children. Top of the line construction techniques and the best finishes allow this collection to be used and loved for generations.





Turned Double Pedestal Table

#27004 42" x 66" Turned Double Pedestal Table shown in Oak.

Available in Brown Maple, Cherry, Maple, Oak, Quartersawn White Oak.

Standard Features:

- » #10 top (#27004)
- » 12" wide leaves
- » 2 1/4" wide skirting
- » #100 edge
- » gear equalizing wood slide
- » self-storing leaves (see chart on pg. 218)
- » Turned double pedestals
- » Prince feet
- » solid bar between pedestals
- » 4 support legs will be added on tables with 6 leaves or more

Options:

- » #15 top (#27005) (self-storing chart pg. 219)
- » #20 top (#27006) (self-storing chart pg. 217)
- » Tulip pedestals*
- » see turned pedestal and tulip pedestal railing options* (pg. 139)
- » see turned pedestal and tulip pedestal feet options (pg. 139)
- » see edge options (pg. 193)

Available in Sizes:

- » 36" - 48" W x 60" - 72" L (6" increments)

Leaves: up to 14



Bent Feather Chairs

#17110 & #17111 High Back Bent Feather Chairs shown in Cherry.

Available in Brown Maple, Cherry, Maple, Oak, Quartersawn White Oak.

#17108 High Back Bent Feather Side Chair
18 1/4" W x 41" H (plain leg)

#17109 High Back Bent Feather Arm Chair
24 1/4" W x 41" H (plain leg)

#17110 High Back Bent Feather Side Chair
18 1/4" W x 41" H (turned leg)

#17111 High Back Bent Feather Arm Chair
24 1/4" W x 41" H (turned leg)

#17112 Low Back Bent Feather Side Chair
18 1/4" W x 36 1/4" H (plain leg)

#17113 Low Back Bent Feather Arm Chair
24 1/4" W x 36 1/4" H (plain leg)

#17114 Low Back Bent Feather Side Chair
18 1/4" W x 36 1/4" H (turned leg)

#17115 Low Back Bent Feather Arm Chair
24 1/4" W x 36 1/4" H (turned leg)

Standard Features:

- » wood seats
- » chair cannot be two-toned



Andover Corner Hutch

#37068 30" Andover Corner Hutch shown in Oak.

Available in Brown Maple, Cherry, Maple, Oak, Quartersawn White Oak.

#37068 30" 2-door corner
30" wall space x 42 1/4" W x 80 3/4" H

Standard Features:

- » beveled glass
- » glass shelves
- » LED puck lighting
- » touch tone lighting
- » V-grooved wood back
- » 1 adjustable shelf in bottom
- » Hardware: A001 (A)

Options:

- » wood shelves (no lights)
- » mirror back*
- » shiplap back*



Andover Hutch

#37064 72" Andover Hutch shown in Oak.

Available in Brown Maple, Cherry, Maple, Oak, Quartersawn White Oak.

#37062 39" 2-door hutch & buffet
39" W x 19 3/8" D x 81 3/4" H

#37063 54" 3-door hutch & buffet
54" W x 19 3/8" D x 81 3/4" H

#37064 72" 4-door hutch & buffet
72" W x 19 3/8" D x 81 3/4" H

Buffet Only:

#37065 36" 2-door buffet
35 1/2" W x 19 3/8" D x 33 1/4" H

#37066 51" 3-door buffet
50 3/4" W x 19 3/8" D x 33 1/4" H

#37067 69" 4-door buffet
69" W x 19 3/8" D x 33 1/4" H

Standard Features:

- » beveled glass
- » glass shelf
- » LED puck lighting
- » touch tone lighting
- » V-grooved wood back
- » 1 fixed shelf in buffet
- » Hardware: A001 (A)

Options:

- » wood shelves (no lights)
- » mirror back*
- » shiplap back*

More
pieces in
this style.



*additional cost

Turned Single Pedestal Table (pg. 139)

Arvada Collection

Create a stunning impression with the subtly weathered look and old world influences of the Arvada Collection. Each feature, from the ring-shaped hardware pulls to the curved metal back slats, combine to make a beautiful collection!





Arvada Table

#23017 42" x 84" Arvada Table shown in Oak.
Available in Brown Maple, Cherry, Maple, Oak,
Quartersawn White Oak.

Standard Features:

- » #30 top (#23017)
- » 18" wide leaf on each end
- » 1 1/2" thick top
- » grain lengthwise
- » no skirting
- » #110 edge

Available in Sizes:

- » 42" - 48" W x 66" - 84" L (6" increments)

Leaves: 18" leaf on each end



Arvada Upholstered Chair

Shown in Brown Maple.
Available in Brown Maple.

#13634 Arvada Upholstered Side Chair

20 3/4" W x 39 1/2" H

Standard Features:

- » fabric upholstery

Options:

- » COM: 4 yds. (where no placement is required)



Arvada Wood Chair

Shown in Oak.
Available in Brown Maple, Cherry, Oak.

#13632 Arvada Wood Side Chair

22 3/4" W x 38 3/4" H

Standard Features:

- » wood seats
- » metal back slats

Options:

- » fabric seats*
- » leather seats*



Arvada Bench

#13903 84" Arvada Bench shown in Oak.
Available in Brown Maple, Cherry, Maple, Oak,
Quartersawn White Oak.

#13900 66" Arvada Bench

66" W x 14" D x 17 1/2" H

#13901 72" Arvada Bench

72" W x 14" D x 17 1/2" H

#13902 78" Arvada Bench

78" W x 14" D x 17 1/2" H

#13903 84" Arvada Bench

84" W x 14" D x 17 1/2" H

Standard Features:

- » 1 1/2" thick top
- » wood seat



Arvada Sideboard

#33017 72" Arvada Sideboard shown in Oak.
Available in Brown Maple, Cherry, Maple, Oak,
Quartersawn White Oak.

#33017 - 72" sideboard

72" W x 20" D x 36" H

Standard Features:

- » 1 adjustable shelf behind each set of doors
- » Hardware: B117 (B)

Ashville Collection

Hardy furniture for today's lifestyles, with deep, rich finishes and classic design. Elongated ladder-back chairs provide drama and add visual interest.





Refectory Table

#20003 42" x 66" Refectory Table shown in Cherry.
Available in Brown Maple, Cherry, Maple, Oak,
Quartersawn White Oak.

Standard Features:

- » #30 top (#20003)
- » 20" wide leaf on each end
- » breadboard ends on table and leaves
- » 3 1/4" wide skirting
- » #110 edge
- » 3 1/2" #1006 legs

Available in Sizes:

- » 36" - 48" W x 60" - 72" L (6" increments)

Leaves: 20" leaf on each end



Shaker Ladderback Chairs with Shaker Leg

Shown in Cherry with optional leather seats.
Available in Brown Maple, Cherry, Maple, Oak.

Standard Features:

- » wood seats

Options:

- » fabric seats*
- » leather seats*

#11320 Shaker Ladderback Side Chair

19 3/4" W x 42" H

#11321 Shaker Ladderback Arm Chair

23 1/2" W x 42" H



Shaker Chairs

Shown in Cherry.
Available in Brown Maple, Cherry, Maple, Oak,
Quartersawn White Oak.

#11336 Shaker Side Chair

19 3/4" W x 42" H

#11337 Shaker Arm Chair

25 3/4" W x 42" H

Standard Features:

- » fabric back and seat

Options:

- » leather back and seat*
- » COM: 1 yd. (where no placement is required)



Ashville Hutch

#30003 62" Ashville Hutch shown in cherry with
optional shiplap back and 4-lite mullion doors.
Available in Brown Maple, Cherry, Maple, Oak,
Quartersawn White Oak.

#30000 - 39" 2-door hutch & buffet

39" W x 19 3/8" D x 84" H

#30001 - 48" 2-door hutch & buffet

48" W x 19 3/8" D x 84" H

#30002 - 54" 2-door hutch & buffet

54" W x 19 3/8" D x 84" H

#30003 - 62" 3-door hutch & buffet

62" W x 19 3/8" D x 84" H

#30004 - 72" 4-door hutch & buffet

72" W x 19 3/8" D x 84" H

#30007 - 51" 2-door buffet

50 5/8" W x 19 3/8" D x 34" H

#30008 - 59" 3-door buffet

59" W x 19 3/8" D x 34" H

#30009 - 69" 4-door buffet

69" W x 19 3/8" D x 34" H

Standard Features:

- » beveled glass
- » glass shelf
- » LED puck lighting
- » touch tone lighting
- » plain wood back
- » 1 fixed shelf in buffet
- » Hardware: A006 (A)

Options:

- » 4-lite mullions with plain glass*
- » wood shelves (no lights)
- » shiplap back*

Buffet Only:

#30005 - 36" 2-door buffet

36" W x 19 3/8" D x 34" H

#30006 - 45" 2-door buffet

45" W x 19 3/8" D x 34" H

More
pieces in
this style.

For more Shaker
Chairs see pages
154-155.



Ashville Corner Hutch (pg. 169)



Ashville Server (pg. 170)

Aspen Collection

Soft sweeping curves combined with straight lines balance the Aspens masculine and feminine attributes, making it comfortable for all. The simplistic designs will make your dining room become a place where you can linger for a while in comfort and in style.



Cherry - Faded Maple (table) / Brown Maple - S011 Black Paint (chairs)*

**Color on picture may vary from the true color due to a number of variables. Always check a stain sample before ordering.*



Aspen Table

#24007 42" x 66" Aspen Table shown in Cherry.
Available in Brown Maple, Cherry, Maple, Oak,
Quartersawn White Oak.

Standard Features:

- » #80 top (#24007)
- » 12" wide leaves
- » 2 1/2" wide skirting
- » #110 edge
- » non-gear wood slide
- » self-storing leaves (see chart on pg. 207)
- » 2 1/2" #Q994 legs

Options:

- » see leg options (pg. 194)*
- » see edge options (pg. 193)

Available in Sizes:

- » 42" - 48" W x 54" - 72" L (6" increments)

Leaves: up to 4



Aspen Chair

Shown in Brown Maple.
Available in Brown Maple, Cherry, Maple, Oak.

#14000 Aspen Side Chair

19 1/2" W x 33 1/2" H

#14002 Aspen Side Chair with Shaker Leg

19 1/2" W x 33 1/2" H

Standard Features:

- » wood seats

Options:

- » fabric seats*
- » leather seats*



Shaker
front leg



Aspen Hutch

#34007 42" Aspen Hutch shown in Cherry.
Available in Brown Maple, Cherry, Maple, Oak,
Quartersawn White Oak.

#34007 - 42" hutch

42" W x 20" D x 72" H

Standard Features:

- » sliding door
- » beveled glass
- » glass shelves
- » LED puck lighting
- » touch tone lighting
- » plain wood back
- » wood recessed pulls

Bentley Collection

Just like its name, meaning "a clearing covered with bent grass," our Bentley Dining Collection creates the still, serene place in your home where memories are made. The Bentley Table's trestle base and Bentley Chairs' vertical lines make a solid wood, architectural statement that's at once rooted in the past yet inviting you to dream about the future. Find this set blending easily with other style elements in your home.



Oak - S067 Distressed Woodland, Low Sheen (table top, parts of base and chairs) (Level 3 Finish)* - Brown Maple - S073 Weathered Iron, Low Sheen (parts of table base) (Level 3 Finish)* - S061 Distressed Buried Gold, Regular Sheen (sideboard) (Level 3 Finish)*

**Color on picture may vary from the true color due to a number of variables. Always check a stain sample before ordering.*



Bentley Table

#24017 48" x 72" Bentley Table shown in Oak and Brown Maple.

Available in Brown Maple, Cherry, Maple, Oak, Quartersawn White Oak.

Standard Features:

- » #30 top
- » 2 - 20" wide leaves
- » 3 1/2" wide molded skirting
- » #110 edge
- » ball bearing slides
- » self-storing butterfly leaves
- » 1 chair fits between base on 66" long tables
- » 2 chairs fit between base on 72" long tables

Available in Sizes:

- » 42" and 48" W x 66" and 72" L

Leaves: 2



Bentley Chairs

Shown in Oak with optional fabric seats.

Available in Brown Maple, Cherry, Maple, Oak, Quartersawn White Oak.

#14642 Bentley Side Chair

20 1/2" W x 39 3/8" H

#14643 Bentley Arm Chair

22 1/8" W x 39 3/8" H

Standard Features:

- » wood seats

Options:

- » fabric seats*
- » leather seats*



Bentley Sideboard

#34018 68" Bentley Sideboard shown in Brown Maple.

Available in Brown Maple, Cherry, Maple, Oak, Quartersawn White Oak.

#34018 - 68" sideboard

68" W x 21 1/8" D x 38" H

Standard Features:

- » 1 adjustable wood shelf behind doors
- » Hardware: B123 (B)

Birmingham Collection

You suddenly become eager to host a group of your closest friends for an evening of food, fun, and laughter. The large, stately Birmingham table doesn't forgo intimacy or space. It just goes to show you can have your round table and seat plenty of company around it too.





Birmingham Table

#23000 84" Birmingham Table shown in Cherry with optional #23011 lazy susan.
Available in Brown Maple, Cherry, Maple, Oak, Quartersawn White Oak.

Standard Features:

- » solid top
- » #5 top (#23000)
- » 3" wide skirting
- » #140 edge

Options:

- » see edge options (pg. 193)

Available in Sizes:

- » 66" Round to 84" Round (6" increments)

Lazy Susan (#23011)

Standard Features:

- » no railing
- » #140 edge

Options:

- » see edge options (pg. 193)

Available in Sizes:

- » 36" Round and 42" Round



Napoleon Chairs

Shown in Cherry.

Available in Brown Maple, Cherry, Maple, Oak.

#13610 Napoleon Side Chair

21" W x 40" H

#13611 Napoleon Arm Chair

23" W x 40" H

Standard Features:

- » wood seats

Options:

- » fabric seats*
- » leather seats*

Bordeaux Collection

Full of character and beautiful contrasts, the Bordeaux Dining Collection typifies the contemporary home. A one-of-a-kind, rustic live-edge tabletop sets the scene atop a steel base customized to fit the rest of your home's aesthetics. Pair with complementary Bordeaux Benches and instantly chic Aspen Chairs. Soften the setting with Parsons chairs in the upholstery of your choice.





Bordeaux Table

#24018 42" x 84" Bordeaux Table shown in Wormy Maple.

Available in Rustic Cherry, Rustic Walnut, Wormy Maple.

Standard Features:

- » 1 5/8" thick live edge top (width may vary)
- » solid top
- » grain lengthwise
- » no skirting
- » silver powder-coated metal base

Options:

- » X metal base*
- » Eclipse metal base*
- » all bases are available in silver, matte black or sungold

Available in Sizes:

- » 42" - 48" W x 72" - 96" L



Matte black metal base



Sungold metal base



Eclipse metal base*



X metal base*



Aspen Chair

Shown in Brown Maple.

Available in Brown Maple, Cherry, Maple, Oak.

#14000 Aspen Side Chair

19 1/2" W x 33 1/2" H

#14002 Aspen Side Chair with Shaker Leg

19 1/2" W x 33 1/2" H

Standard Features:

- » wood seats

Options:

- » fabric seats*
- » leather seats*



Parsons Chair

Shown in Brown Maple.

Available in Brown Maple, Cherry, Maple, Oak, Walnut.

#11010 Parsons Side Chair

20 3/4" W x 39 1/2" H

Standard Features:

- » fabric back and seat

Options:

- » leather back and seat*
- » COM: 2 1/4 yds. (where no placement is required)

More pieces in this style.



*additional cost

Bordeaux Bench (pg. 165)

Branson Collection

The Branson Collection is an eclectic mix of mid-century modern and the millsawn, almost industrial features of a working table. Bold, straight lines blend well with brass bolts and chunky legs to create statement pieces that will be the talk of the town.





Branson Table

#20009 48" x 78" Branson Table shown in Oak.
Available in Brown Maple, Cherry, Maple, Oak,
Quartersawn White Oak.

Standard Features:

- » #30 top (#20009)
- » 12" wide leaves
- » 1 1/2" thick millsawn top
- » 3 1/2" wide skirting
- » #110 edge
- » non-gear wood slide
- » self-storing leaves (see chart on pg. 208)
- » 5" Branson legs

Options:

- » no millsawn texture**

Available in Sizes:

- » 42" - 60" W x 54" - 84" L (6" increments)

Leaves: 2 and 4



Sequoia Chair

Shown in Oak.
Available in Brown Maple, Cherry, Oak, White Oak.

#14624 Sequoia Side Chair

19 1/8" W x 38" H

Standard Features:

- » 1 1/4" deep-scoop wood seats



Branson Sideboard

#30031 80" Branson Sideboard shown in Oak.
Available in Brown Maple, Cherry, Maple, Oak,
Quartersawn White Oak.

#30031 - 80" sideboard

80" W x 18" D x 30" H

#30032 - 47" sideboard

46 3/4" W x 18" D x 30" H

#30034 - 80" sideboard

80" W x 18" D x 36" H

#30035 - 47" sideboard

46 3/4" W x 18" D x 36" H

Standard Features:

- » millsawn top
- » 1 adjustable shelf behind doors
- » concealed drawers on both sides (full ext. slides)
- » Hardware: B216 (B) on doors, finger pulls on drawers
- » Standard with the case built in black. Top, doors, drawer fronts, and any other overlay pieces will be finished in the species and color that is selected

Options:

- » no millsawn texture**

Brentwood Collection

Clean, contemporary lines give this transitional collection an updated look while preserving the craftsman touch. Easy to mix and match style and a sturdy build make this collection a smart choice for everyone.





Brentwood Table

#24006 42" x 72" Brentwood Table shown in Cherry.
Available in Brown Maple, Cherry, Maple, Oak,
Quartersawn White Oak.

Standard Features:

- » #30 top (#24006)
- » 12" wide leaves
- » 2 1/2" wide skirting
- » #110 edge
- » non-gear wood slide
- » self-storing leaves (see chart on pg. 224)
- » 2 3/4" #1304 legs

Options:

- » see leg options (pg. 194)*

Available in Sizes:

- » 36" - 60" W x 36" - 72" L (6" increments)

Leaves: up to 4



Brentwood Chairs

Shown in Cherry with optional fabric seats.
Available in Brown Maple, Cherry, Maple, Oak.

#14340 Brentwood Side Chair

19 3/4" W x 42" H

#14341 Brentwood Arm Chair

24" W x 42" H

Standard Features:

- » wood seats

Options:

- » fabric seats*
- » leather seats*



Brentwood Buffet

#34006 65" Brentwood Buffet shown in Cherry.
Available in Brown Maple, Cherry, Maple, Oak,
Quartersawn White Oak.

#34006 - 65" buffet

65" W x 19 1/4" D x 30" H

Standard Features:

- » sliding doors
- » 1 adjustable shelf behind doors
- » Hardware: C203 (C)

Cabot Collection

Breakfast nook, kitchen, or apartment. The Cabot table will bring a simple, modern feel into any of these surroundings. Pair it with the Clayton chairs as shown, or use any of our other chairs to perfect the look that you need.





Cabot Table

#24015 42" Cabot Table shown in Cherry.

Available in Brown Maple, Cherry, Oak, Rustic Cherry.

Standard Features:

- » #5 top (#24015)
- » 18" wide leaf
- » 2 1/4" wide skirting
- » #110 edge
- » gear equalizing wood slide

Options:

- » see edge options (pg. 193)

Available in Sizes:

- » 42" round to 48" round

Leaves: 1



Clayton Chairs

Shown in Cherry.

Available in Brown Maple, Cherry, Oak, Rustic Cherry.

#11000 Clayton Side Chair

19 1/4" W x 39 1/4" H

#11001 Clayton Arm Chair

24 1/4" W x 39 1/4" H

Standard Features:

- » wood seats

Options:

- » fabric seats*
- » leather seats*

Cambridge Collection

Timeless elegance and beauty. Few collections best the Cambridge when it comes to adding enduring charm to your home. Let your eye dance around its fine, beveled details or catch the geometric wonders of the Chateau and Whitby Chairs. While this collection begins with time-honored silhouettes, it becomes uniquely yours with your selection of wood species, finishes, and upholstery.





Cambridge Table

#24020 42" x 78" Cambridge Table shown in Rustic Oak.
Available in Brown Maple, Rustic Cherry, Rustic Oak.

Standard Features:

- » #30 top (#24020)
- » solid top
- » 1 1/2" thick planked top
- » grain lengthwise
- » 2 1/2" wide skirting
- » #110 edge

Available in Sizes:

- » 42" - 48" W x 72" - 84" L (6" increments)



Chateau Chairs

Shown in Brown Maple with optional leather back and seat.

Available in Brown Maple, Cherry.

#13630 Chateau Side Chair

19 1/2" W x 39" H

#13631 Chateau Arm Chair

22 3/4" W x 39" H

Standard Features:

- » fabric back and seat

Options:

- » leather back and seat*
- » COM: 1 1/2 yds. (where no placement is required)



Whitby Chair

Shown in Oak.

Available in Brown Maple, Cherry, Maple, Oak,
Quartersawn White Oak.

#17610 Whitby Side Chair

20 3/16" W x 39" H

Standard Features:

- » fabric back and seat

Options:

- » leather back and seat*
- » COM: 1 1/2 yds. (where no placement is required)

Canted Collection

Elegant yet informal, this collection is ideal for the active family that enjoys spending time together. Solid and durable enough to stand up to everyday use, but with just enough subtle curves and accenting to make it stand out.





Turned Double Pedestal Table

#27004 42" x 66" Turned Double Pedestal Table shown in Oak.

Available in Brown Maple, Cherry, Maple, Oak, Quartersawn White Oak.

Standard Features:

- » #10 top (#27004)
- » 12" wide leaves
- » 2 1/4" wide skirting
- » #100 edge
- » gear equalizing wood slide
- » self-storing leaves (see chart on pg. 218)
- » Turned double pedestals
- » Prince feet
- » solid bar between pedestals
- » 4 support legs will be added on tables with 6 leaves or more

Options:

- » #15 top (#27005) (self-storing chart pg. 219)
- » #20 top (#27006) (self-storing chart pg. 217)
- » Tulip pedestals*
- » see turned pedestal and tulip pedestal railing options* (pg. 139)
- » see turned pedestal and tulip pedestal feet options (pg. 139)
- » see edge options (pg. 193)

Available in Sizes:

- » 36" - 48" W x 60" - 72" L (6" increments)

Leaves: up to 14



Bent Feather Chairs

#17110 & #17111 High Back Bent Feather Chairs shown in Cherry.

Available in Brown Maple, Cherry, Maple, Oak, Quartersawn White Oak.

#17108 High Back Bent Feather Side Chair
18 1/4" W x 41" H (plain leg)

#17109 High Back Bent Feather Arm Chair
24 1/4" W x 41" H (plain leg)

#17110 High Back Bent Feather Side Chair
18 1/4" W x 41" H (turned leg)

#17111 High Back Bent Feather Arm Chair
24 1/4" W x 41" H (turned leg)

#17112 Low Back Bent Feather Side Chair
18 1/4" W x 36 1/4" H (plain leg)

#17113 Low Back Bent Feather Arm Chair
24 1/4" W x 36 1/4" H (plain leg)

#17114 Low Back Bent Feather Side Chair
18 1/4" W x 36 1/4" H (turned leg)

#17115 Low Back Bent Feather Arm Chair
24 1/4" W x 36 1/4" H (turned leg)

Standard Features:

- » wood seats
- » chair cannot be two-toned



Canted Hutch

#37002 72" Canted Hutch shown in Oak.

Available in Brown Maple, Cherry, Maple, Oak, Quartersawn White Oak.

#37000 - 51" hutch & buffet
51" W x 20 1/8" D x 79 3/4" H

#37001 - 61" hutch & buffet
61" W x 20 1/8" D x 79 3/4" H

#37002 - 72" hutch & buffet
72" W x 20 1/8" D x 79 3/4" H

Buffet Only:

#37003 - 50" buffet
49 1/2" W x 19 1/4" D x 33" H

#37004 - 60" buffet
59 1/2" W x 19 1/4" D x 33" H

#37005 - 71" buffet
70 1/2" W x 19 1/4" D x 33" H

Standard Features:

- » CRP doors
- » beveled glass
- » glass shelves
- » LED puck lighting
- » touch tone lighting
- » Dentil molding
- » V-grooved wood back
- » 1 adjustable shelf behind buffet doors
- » Hardware: A038 on doors, A037 on drawers (A)
- » Hardware on Cherry only: B118 on doors, B119 on drawers (B)

Options:

- » TRP doors
- » plain glass
- » wood shelves (no lights)
- » 3 windows in top (will be 82 1/4" H)*
- » center opening*
- » mirror back*
- » shiplap back*
- » 1 drawer and 2 doors in center of buffet (will have 1 adjustable shelf behind doors)
- » raised panels on sides of buffet*

More
pieces in
this style.



Turned Single Pedestal Table (pg. 139)

Chateau Collection

Like the French country houses the Chateau was named for, this collection is instantly rustic and welcoming. Fill the table with freshly baked breads and cheese and wait for your friends to come knocking!



Brown Maple - S060 Distressed Sunbleach Cherry (Level 3 Finish) (table & chairs), S003 Coffee stain (sideboard) - optional handplaned table top*

**Color on picture may vary from the true color due to a number of variables. Always check a stain sample before ordering.*



Chateau Table

#23016 54" Chateau Table shown in Brown Maple.
Available in Brown Maple, Cherry, Maple, Oak,
Quartersawn White Oak.

Standard Features:

- » #5 top (#23016)
- » 12" wide leaves
- » 2 1/4" wide skirting
- » #110 edge
- » gear equalizing wood slide

Options:

- » see edge options (pg. 193)

Available in Sizes:

- » 48" Round to 60" Round (6" increments)

Leaves: up to 2



Chateau Chairs

Shown in Brown Maple with optional leather back
and seat.
Available in Brown Maple, Cherry.

#13630 Chateau Side Chair

19 1/2" W x 39" H

#13631 Chateau Arm Chair

22 3/4" W x 39" H

Standard Features:

- » fabric back and seat

Options:

- » leather back and seat*
- » COM: 1 1/2 yds. (where no placement is required)



Chateau Sideboard

#33016 60" Chateau Sideboard shown in
Brown Maple.

Available in Brown Maple, Cherry, Maple, Oak,
Quartersawn White Oak.

#33016 - 60" sideboard

60" W X 19 7/8" D X 36" H

Standard Features:

- » diamond onlays on doors and drawers
- » 2 adjustable shelves behind each door
- » Hardware: B120 (B)

Classic Mission Collection

Clean lines, subtle curves and dramatic height provide a singular richness that's evident at first glance. The economy of form lends a spareness that works well in many different environments.





Classic Mission Table

#22000 48" x 72" Classic Mission Table shown in Cherry.
Available in Brown Maple, Cherry, Maple, Oak,
Quartersawn White Oak.

Standard Features:

- » #35 top (#22000)
- » 12" wide leaves
- » diamond inlays
- » 2 1/2" wide bent skirting
- » #110 edge
- » gear equalizing wood slide
- » self-storing leaves (see chart on pg. 211)

Options:

- » no diamond inlays
- » see edge options (pg. 193)
- » 1 chair fits between base on 60" and 66" long tables
- » 2 chairs fit between base on 72" long tables

Available in Sizes:

- » 42" - 48" W x 60" - 72" L (6" increments)

Leaves: up to 4



Classic Mission Chairs

Shown in Cherry.
Available in Brown Maple, Cherry, Oak, Quarter-
sawn White Oak.

#12410 Classic Mission Side Chair
with diamond inlays
20" W x 49" H

#12411 Classic Mission Arm Chair
with diamond inlays
26" W x 49" H

#12412 Classic Mission Side Chair
with no diamond inlays
20" W x 49" H

#12413 Classic Mission Arm Chair
with no diamond inlays
26" W x 49" H

Standard Features:

- » wood seats

Options:

- » fabric seats*
- » leather seats*



Classic Mission Hutch

#32000 72" Classic Mission Hutch shown in Cherry.
Available in Brown Maple, Cherry, Maple, Oak,
Quartersawn White Oak.

#32000 - 72" hutch & buffet
71 3/4" W x 20 1/8" D x 81 3/4" H

Buffet Only:

#32001 - 72" buffet
71 3/4" W x 20 1/8" D x 33 1/4" H

Standard Features:

- » V-grooved beveled glass
- » glass shelves
- » LED puck lighting
- » touch tone lighting
- » plain wood back
- » 1 adjustable shelf behind buffet doors
- » Hardware: A010 on small drawers in hutch top, A011 on rest of drawers, A012 on doors (A)

Options:

- » plain glass
- » mirror back*
- » shiplap back*

More
pieces in
this style.



Classic Mission Corner Hutch
(pg. 172)

*additional cost

Concord Collection

Take the breezy opulence of the eastern seaboard, give it a subtle cottage feel, and it would look a lot like this. The barn door X on the chair backs provides a cozy, inviting touch, but the rest says informal sophistication. It's about upscale style that's fun and functional.





Concord Table

#23001 54" Concord Table shown in Maple.
Available in Brown Maple, Cherry, Maple, Oak,
Quartersawn White Oak.

Standard Features:

- » #5 top (#23001)
- » 12" wide leaves
- » 2 1/4" wide skirting
- » #110 edge
- » gear equalizing wood slide
- » 4 folding support legs will be added to the 54" table with 3 leaves

Options:

- » see edge options (pg. 193)

Available in Sizes:

- » 42" Round to 60" Round (6" increments)

Leaves: up to 3



X-Back Chairs

Shown in Maple with optional fabric seats.
Available in Brown Maple, Cherry, Maple, Oak.

#13614 X-Back Side Chair

19 7/8" W x 38 1/2" H

#13615 X-Back Arm Chair

24 5/8" W x 38 1/2" H

Standard Features:

- » wood seats

Options:

- » fabric seats*
- » leather seats*



Modern Shaker Hutch

#31012 62" Modern Shaker Hutch shown in Maple.
Available in Brown Maple, Cherry, Maple, Oak,
Quartersawn White Oak.

#31011 - 54" hutch & buffet

54" W x 20" D x 82" H

#31012 - 62" hutch & buffet

62" W x 20" D x 82" H

#31013 - 72" hutch & buffet

72" W x 20" D x 82" H

Buffet Only:

#31014 - 50" buffet

50 3/8" W x 20 1/4" D x 33 1/4" H

#31015 - 58" buffet

58 7/16" W x 20 1/4" D x 33 1/4" H

#31016 - 69" buffet

68 1/2" W x 20 1/4" D x 33 1/4" H

Standard Features:

- » plain glass
- » glass shelves with wood frame
- » LED puck lighting
- » touch tone lighting
- » plain wood back
- » 1 adjustable shelf in buffet
- » Hardware: B115 (B)

Options:

- » shiplap back*

Easton Collection

Updated and modern in every way. Clean lines and gentle curves outfit this table decadently for a New York loft or Manhattan high rise.





Easton Table

#24000 42" x 66" Easton Table shown in Cherry.
Available in Brown Maple, Cherry, Maple, Oak,
Quartersawn White Oak.

Standard Features:

- » #35 top (#24000)
- » 12" wide leaves
- » 2 1/2" wide bent skirting
- » #115 edge
- » non-gear wood slide
- » self-storing leaves (see chart on pg. 222)
- » 2 1/2" #Q994 legs

Options:

- » see leg options (pg. 194)*
- » see edge options (pg. 193)

Available in Sizes:

- » 36" - 48" W x 36" - 72" L (6" increments)

Leaves: up to 14



Easton Chairs

Shown in Cherry with optional fabric seats.
Available in Brown Maple, Cherry, Oak.

#14630 Easton Side Chair

19 3/4" W x 38 1/2" H

#14631 Easton Arm Chair

24 1/4" W x 38 1/2" H

Standard Features:

- » 1 1/4" deep-scoop wood seats

Options:

- » fabric seats*
- » leather seats*



Easton Hutch

#34001 62" Easton Hutch shown in Cherry.
Available in Brown Maple, Cherry, Maple, Oak,
Quartersawn White Oak.

#34001 - 62" 2-door hutch and buffet

62 1/4" W x 20 3/4" D x 81 3/4" H

Buffet Only:

#34002 - 59" 2-door buffet

58 1/2" W x 20 3/4" D x 38" H

Standard Features:

- » sliding doors in top
- » beveled glass
- » 3/8" glass shelves
- » LED puck lighting
- » touch tone lighting
- » plain wood back
- » 1 adjustable shelf behind buffet doors
- » Hardware: B204 (B)

Options:

- » mirror back*
- » shiplap back*

Edinburg Collection

Traditional? Yes. Trendy? Yes. It's the perfect blend of trend and class. Add the built in wine rack and stemware holders and you've got a splendid setting for entertaining. The brass accents and the aged mirror are sure to create conversation.





Edinburgh Single Base Table

#23019 54" Edinburgh Single Base Table shown in Oak.
Available in Brown Maple, Cherry, Maple, Oak,
Quartersawn White Oak.

Standard Features:

- » #5 top (#23019)
- » 12" wide leaves
- » 2 1/2" wide molded skirting
- » #110 edge
- » gear equalizing wood slide
- » brass foot caps

Options:

- » see edge options (pg. 193)

Available in Sizes:

- » 42" round to 60" round (6" increments)

Leaves: up to 3



Chateau Chairs

Shown in Brown Maple with optional leather back
and seat.
Available in Brown Maple, Cherry.

#13630 Chateau Side Chair

19 1/2" W x 39" H

#13631 Chateau Arm Chair

22 3/4" W x 39" H

Standard Features:

- » fabric back and seat

Options:

- » leather back and seat*
- » COM: 1 1/2 yds. (where no placement is required)



Edinburgh Sideboard

#33020 72" Edinburgh Sideboard shown in Oak.
Available in Brown Maple, Cherry, Maple, Oak,
Quartersawn White Oak.

#33020 - 72" sideboard

72" W X 22 1/4" D X 36" H

Standard Features:

- » aged mirror in center doors
- » 2 drawers behind center doors
- » 2 adjustable wood shelves and 1 drawer behind right door
- » 1 drawer, stemware holder and wine rack behind left door
- » panel ends
- » Hardware: A003 (A)

More
pieces in
this style.




Edinburgh Double Base Table
(pg. 128)

Estate Collection

The eye-catching striated finish grabs your attention. The distinctive expressions of height and dimension hold it. Curves, vertical wood grain and clean lines offer endless visual interest.





Estate Table

#23002 42" x 66" Estate Table shown in Hickory.
Available in Brown Maple, Cherry, Hickory, Maple,
Oak, Quartersawn White Oak.

Standard Features:

- » #30 top (#23002)
- » 12" wide leaves
- » 3" wide reeded skirting
- » #120 edge
- » non-gear wood slide
- » self-storing leaves (see chart on pg. 224)
- » 3" #1449 legs

Options:

- » see leg options (pg. 194)*
- » see edge options (pg. 193)

Available in Sizes:

- » 36" - 48" W x 36" - 72" L (6" increments)

Leaves: up to 4



Estate Chairs

Shown in Hickory with optional fabric seats.
Available in Brown Maple, Cherry, Hickory, Maple, Oak.

#13600 Estate Side Chair

20" W x 42" H

#13601 Estate Arm Chair

24" W x 42" H

Standard Features:

- » wood seats

Options:

- » fabric seats*
- » leather seats*



Estate Corner Hutch

#33006 30" Estate Corner Hutch shown in Hickory.
Available in Brown Maple, Cherry, Hickory, Maple,
Oak, Quartersawn White Oak.

#33006 - 30" 2-door corner

30" wall space x 42 1/4" W x 82" H

Standard Features:

- » plain glass
- » glass shelf
- » LED puck lighting
- » touch tone lighting
- » shiplap back
- » 1 adjustable shelf in bottom
- » Hardware: A007 (A)

Options:

- » wood shelves (no lights)



Estate Hutch

#33001 62" Estate Hutch shown in Hickory.
Available in Brown Maple, Cherry, Hickory, Maple, Oak,
Quartersawn White Oak.

#33000 - 44" 2-door hutch & buffet

44" W x 22" D x 85" H

#33001 - 62" 2-door hutch & buffet

62" W x 22" D x 85" H

#33002 - 72" 2-door hutch & buffet

72" W x 22" D x 85" H

Buffet Only:

#33003 - 41" 1-door buffet

40 1/2" W x 22" D x 33 1/4" H

#33004 - 59" 2-door buffet

58 1/2" W x 22" D x 33 1/4" H

#33005 - 69" 2-door buffet

68 1/2" W x 22" D x 33 1/4" H

Standard Features:

- » plain glass
- » glass shelf (1 on each side)
- » LED puck lighting
- » touch tone lighting
- » plate rack (standard in 62" and 72")
- » shiplap back
- » 1 adjustable shelf behind buffet doors
- » Hardware: A007 on doors, A062 on drawers (A)

Options:

- » 3 doors in 62" instead of plate rack*
- » wood shelves (no lights)
- » 1" buffet top with beveled edge*

More
pieces in
this style.



Estate Server
(pg. 175)

*additional cost

Florentino Collection

Perfect for that small breakfast nook you've been dreaming about! The Florentino Table is small enough to fit into a corner or small kitchen, but handsome enough to make a big impact. Crossback Chairs add visual appeal and a Florentino Corner Hutch adds extra storage and brightens up an unused corner space!





Florentino Single Pedestal Table

#23025 54" Florentino Single Pedestal Table shown in Brown Maple.

Available in Brown Maple, Cherry, Oak, Rustic Cherry.

Standard Features:

- » #5 top (#23025)
- » 12" wide leaves
- » 1 1/4" thick top
- » 3" wide skirting
- » #110 edge
- » gear equalizing wood slide

Options:

- » v-grooves in table top*

Available in Sizes:

- » 42" round - 60" round (6" increments)

Leaves: up to 2



Crossback Chairs

Shown in Cherry with optional fabric seats.

Available in Brown Maple, Cherry, Oak, Rustic Cherry.

#13642 Crossback Side Chair

21 1/4" W x 39 1/4" H

#13643 Crossback Arm Chair

22 3/4" W x 39 1/4" H

Standard Features:

- » wood seats

Options:

- » fabric seats*
- » leather seats*



Florentino Corner Hutch

#33028 32" Florentino Corner Hutch shown in Brown Maple.

Available in Brown Maple, Cherry, Oak.

#33028 - 32" 2-door corner

31 1/2" wall space x 44 1/4" W x 87 1/4" H

Standard Features:

- » aged glass
- » adjustable wood framed glass shelves
- » LED puck lighting
- » touch tone lighting
- » v-grooved back
- » 1 adjustable shelf in bottom
- » Hardware: B208 on drawers, B209 on doors (B)

Options:

- » no doors in top**
- » wood doors in top with wood shelves and no lights**

More
pieces in
this style.



Florentino Double Pedestal Table
(pg. 128)



Florentino Hutch (pg. 176)



Florentino Sideboard (pg. 176)

Gathering Collection

You'll automatically want to gather your family and friends together for dinner. The warmth of the well-lit glass cabinets and the size of the table work together to make your dining room a place to create memories.



Brown Maple - S057 Auburn (table top & sideboard top) / S055 Weathered Parchment (Level 2 Finish)*

**Color on picture may vary from the true color due to a number of variables. Always check a stain sample before ordering.*



Gatherings Double Pedestal Table

#23023 42" x 68" Gatherings Double Pedestal Table shown in Brown Maple.
Available in Brown Maple, Cherry, Oak, Rustic Cherry.


Standard Features:

- » #85 top (#23023)
- » 12" wide leaves
- » 1 1/4" thick top
- » 2 1/4" wide skirting
- » #065 edge
- » gear equalizing wood slide
- » self-storing leaves (see chart on pg. 225)

Available in Sizes:

- » 42" W x 68" L

Leaves: up to 4



Gatherings Chairs

Shown in Cherry.
Available in Brown Maple, Cherry, Oak, Rustic Cherry.

#13646 Gatherings Side Chair

21 1/4" W x 39 1/2" H

#13647 Gatherings Arm Chair

24" W x 39 1/2" H

Standard Features:

- » wood seats

Options:

- » fabric seats*
- » leather seats*



Gatherings Hutch

#33022 63" Gatherings Hutch shown in Brown Maple.
Available in Brown Maple, Cherry, Oak.

#33022 - 63" hutch & buffet

63" W x 20 1/4" D x 82 1/2" H

Buffet Only:

#33023 - 63" buffet

63" W x 20 1/4" D x 35 3/4" H

Standard Features:

- » aged glass
- » adjustable wood framed glass shelves
- » LED puck lighting
- » touch tone lighting
- » plain wood back
- » 1 adjustable wood shelf on each side in buffet
- » Hardware: B101 on doors, B102 on small doors and drawers (B)



Gatherings Sideboard

#33025 63" Gatherings Sideboard shown in Brown Maple.
Available in Brown Maple, Cherry, Oak.

#33025 - 63" sideboard

63" W x 18 1/4" D x 42" H

Standard Features:

- » aged glass
- » adjustable wood framed glass shelves
- » LED puck lighting
- » touch tone lighting
- » plain wood back
- » Hardware: B101 (B)

More
pieces in
this style.



Gatherings Single Pedestal Table
(pg. 129)



Gatherings Corner Hutch
(pg. 176)

*additional cost

Grand Mesa Collection

An evening of card games or an afternoon tea is found to be best around the accommodating Grand Mesa. Mission styling helps this collection bring a little adventure to any space.





Grand Mesa Table

#22001 54" Grand Mesa Table shown in Quartersawn White Oak.

Available in Brown Maple, Cherry, Maple, Oak, Quartersawn White Oak.

Standard Features:

- » #5 top (#22001)
- » 12" wide leaves
- » 2 1/4" wide skirting
- » #110 edge
- » gear equalizing wood slide
- » 36" Counter height base

Options:

- » 30" high base
- » 42" Bar height base
- » see edge options (pg. 193)

Available in Sizes:

- » 42" Round to 60" Round (6" increments)

Leaves: up to 2



Mission Counter / Bar Chairs

Counter chair shown in Quartersawn White Oak with optional leather seat.

Available in Brown Maple, Cherry, Oak, Quartersawn White Oak.

#12744 Mission 24" H Counter Chair

19 1/8" W x 42" H

#12745 Mission 30" H Bar Chair

19 1/8" W x 48" H

Standard Features:

- » wood seats

Options:

- » fabric seats*
- » leather seats*
- » #12844 24" H Swivel Counter Stool*
- » #12845 30" H Swivel Bar Stool*

More
pieces in
this style.



Mission Counter / Bar Chairs
(pg. 161)



Mission Counter / Bar Chairs
(pg. 161)

*additional cost

Heritage Collection

Spare and unobtrusive, its efficient design allows your personal style to shine through. The classic wood slats on the chairs and panels on the hutch create subtle detail without demanding attention.





Heritage Double Pedestal Table

#21003 42" x 66" Heritage Double Pedestal Table shown in Cherry.

Available in Brown Maple, Cherry, Maple, Oak, Quartersawn White Oak.

Standard Features:

- » #40 top (#21003)
- » 12" wide leaves
- » 2 1/2" wide skirting
- » #125 edge
- » gear equalizing wood slide
- » self-storing leaves (see chart on pg. 221)

Options:

- » see edge options (pg. 205)

Available in Sizes:

- » 36" - 48" W x 60" - 72" L (6" increments)

Leaves: up to 4



Heritage Chairs

Shown in Cherry.

Available in Brown Maple, Cherry, Maple, Oak, Quartersawn White Oak.

#11324 Heritage Side Chair

19 5/8" W x 42" H

#11325 Heritage Arm Chair

24 1/4" W x 42" H

Standard Features:

- » wood seats

Options:

- » fabric seats*
- » leather seats*



Heritage Huntboard

#31009 59" Heritage Huntboard with deck shown in Cherry.

Available in Brown Maple, Cherry, Maple, Oak, Quartersawn White Oak.

#31009 - 59" huntboard with deck

59" W x 19 5/8" D x 42" H

#31010 - 59" huntboard - no deck

59" W x 19 5/8" D x 34" H

Standard Features:

- » panel ends
- » 1 adjustable shelf behind doors
- » Hardware: A025 (A)



Heritage Hutch

#31002 62" Heritage Hutch shown in Cherry.

Available in Brown Maple, Cherry, Maple, Oak, Quartersawn White Oak.

#31000 - 39" 2-door hutch & buffet

39" W x 19 3/8" D x 84" H

#31001 - 54" 3-door hutch & buffet

54" W x 19 3/8" D x 84" H

#31002 - 62" 3-door hutch & buffet

62" W x 19 3/8" D x 84" H

#31003 - 72" 4-door hutch & buffet

72" W x 19 3/8" D x 84" H

Buffet Only:

#31004 - 36" 1-door buffet

36" W x 19 3/8" D x 34" H

#31005 - 51" 2-door buffet

50 5/8" W x 19 3/8" D x 34" H

#31006 - 59" 2-door buffet

59" W x 19 3/8" D x 34" H

#31007 - 69" 2-door buffet

69" W x 19 3/8" D x 34" H

Standard Features:

- » plain glass
- » glass shelves
- » LED puck lighting
- » touch tone lighting
- » plain wood back
- » panel ends
- » 1 adjustable shelf behind buffet doors
- » Hardware: A025 (A)

Options:

- » beveled glass, no mullions
- » wood shelves (no lights)
- » shiplap back*

More
pieces in
this style.



Heritage Single Pedestal Table
(pg. 130)



Heritage Corner Hutch
(pg. 177)

*additional cost

Hill House Collection

The unique Elliptical Table has an almost "egg-like" shape top that makes having a conversation easy. The details on the Eugene Inlay chairs will catch the eyes of anyone that enjoys the designs of the Arts and Crafts Movement.





Hill House Elliptical Table

#22018 48" x 68" Hill House Elliptical Table shown in Cherry.

Available in Brown Maple, Cherry, Oak, Quarter-sawn White Oak, Rustic Cherry.

Standard Features:

- » #75 top (#22018)
- » 12" wide leaves
- » 2 1/4" wide skirting
- » #070 edge
- » gear equalizing wood slide
- » self-storing leaves (see chart on pg. 225)


Options:

- » see edge options (pg. 193)

Available in Sizes:

- » 48" W x 68" L

Leaves: up to 4



Eugene Inlay Chairs

Shown in Cherry with optional fabric seats.

Available in Brown Maple, Cherry, Oak, Quarter-sawn White Oak, Rustic Cherry.

#12000 Eugene Inlay Side Chair

21 1/2" W x 43 1/4" H

#12001 Eugene Inlay Arm Chair

24 3/4" W x 43 1/4" H

#12002 Eugene Side Chair - no inlay

21 1/2" W x 43 1/4" H

#12003 Eugene Arm Chair - no inlay

24 3/4" W x 43 1/4" H

Standard Features:

- » wood seats

Options:

- » fabric seats*
- » leather seats*



More
pieces in
this style.



Hill House Trestle Table
(pg. 130)



Hill House Corner Hutch
(pg. 177)



Hill House Hutch
(pg. 178)



Hill House Sideboard
(pg. 178)

Kennedy Collection

A rich brown Barley finish on Brown Maple looks great on the Canton Buffet and Baldwin Chairs and makes the white painted base of the Kennedy Table pop. A classic look where simple lines keep things looking good.



Brown Maple - S058 Barley / S009 Country White with Antique Wear-through (Level 2 Finishes) (table base & skirt)*

**Color on picture may vary from the true color due to a number of variables. Always check a stain sample before ordering.*



Kennedy Table

#20008 48" Kennedy Table shown in Brown Maple.
Available in Brown Maple, Cherry, Oak, Rustic Cherry.

Standard Features:

- » #5 top (#20008)
- » 12" wide leaves
- » 2 1/4" wide skirting
- » #110 edge
- » gear equalizing wood slide

Options:

- » see edge options (pg. 193)

Available in Sizes:

- » 42" round to 54" round (6" increments)

Leaves: up to 2



Baldwin Chairs

Shown in Brown Maple.
Available in Brown Maple, Cherry, Maple, Oak,
Quartersawn White Oak.

#10136 Baldwin Side Chair

18" W x 36" H

#10137 Baldwin Arm Chair

19 3/4" W x 37 3/4" H

Standard Features:

- » wood seats
- » chair cannot be two-toned



Canton Buffet

#30030 66" Buffet shown in Brown Maple.
Available in Brown Maple, Cherry, Oak.

#30030 - 66" buffet

66" W x 19 5/8" D x 36" H

Standard Features:

- » 1 adjustable shelf behind each door
- » Hardware: A006 (A)

Kensington Collection

A subtle cottage feel married with western accents create a flexible, stylish Kensington Collection that would fit into the smallest of spaces. No serving space is sacrificed with the extending buffet, and you're sure to have the best of dinner parties seated around this personable round table.





Kensington Table

#20001 54" Kensington Table shown in Rustic Cherry.
Available in Brown Maple, Maple, Oak, Quartersawn White Oak, Rustic Cherry.

Standard Features:

- » #5 top (#20001)
- » 18" wide leaves
- » 1 1/2" thick plank top
- » breadboard ends in center of table and on leaves
- » solid top tables will not have any breadboard ends
- » 2 1/4" wide skirting
- » #105 edge
- » gear equalizing wood slide
- » distressed
- » low sheen finish

Available in Sizes:

- » 42" Round to 60" Round (6" increments)

Leaves: up to 2



Windsor Chairs

Shown in Cherry.
Available in Cherry, Maple.

#10130 Windsor Side Chair

23 1/2" W x 40" H

#10131 Windsor Arm Chair

23 3/4" W x 43" H

Standard Features:

- » wood seats
- » chair cannot be two-toned



Kensington Buffet

#30014 48" Kensington Buffet shown in Cherry.
Available in Brown Maple, Cherry, Maple, Oak, Quartersawn White Oak.

#30014 - 48" 2-door buffet

48" W x 20 7/8" D x 35 1/4" H
(96" wide when top is flipped out)

Standard Features:

- » 1" thick plank top
- » top flips out both sides with supports
- » 1 fixed shelf
- » Hardware: A006 (A)
- » distressed
- » low sheen finish

Lexington Collection

Clean, sophisticated and upscale—but still comfortable. This is a collection for someone who loves to stay up on the latest trends, but also appreciates character that never goes out of style.





Lexington Gathering Table

#24001 60" x 48" Lexington Gathering Table shown in Cherry.
Available in Brown Maple, Cherry, Maple, Oak, Quartersawn White Oak.

Standard Features:

- » #25 top (#24001)
- » 12" wide leaves
- » 3 1/2" wide skirting
- » #100 edge
- » non-gear wood slide
- » 2 3/4" #1007 legs
- » 36" Counter height legs

Options:

- » 30" high legs
- » 42" Bar height legs
- » 12" Butterfly leaf (2 leaf max)*
- » 18" Butterfly leaf (1 leaf max)*
- » see leg options (pg. 194)*
- » see edge options (pg. 193)

Available in Sizes:

- » 54" - 60" W x 42" - 48" L (6" increments)

Leaves: up to 3



Shaker Counter / Bar Chairs

Counter chair shown in Cherry.
Available in Brown Maple, Cherry, Maple, Oak, Quartersawn White Oak.

#11706 Shaker 24" H Counter Chair

19 1/8" W x 42" H

#11707 Shaker 30" H Bar Chair

19 1/8" W x 48" H

Standard Features:

- » wood seats

Options:

- » fabric seats*
- » leather seats*
- » #11806 24" H Swivel Counter Stool*
- » #11807 30" H Swivel Bar Stool*



Lexington Hutch

#34003 48" Lexington Hutch shown in Cherry.
Available in Brown Maple, Cherry, Maple, Oak, Quartersawn White Oak.

#34003 - 48" hutch

48" W x 20 1/2" D x 64" H

#34004 - 69" hutch

69" W x 20 1/2" D x 64" H

Standard Features:

- » plain glass
- » glass shelves
- » LED puck lighting
- » touch tone lighting
- » plain wood back
- » Hardware: A039 (A)

Options:

- » beveled glass, no mullions
- » wood shelves (no lights)
- » glass ends*
- » mirror back*
- » shiplap back*

More
pieces in
this style.

For more Shaker
Counter / Bar
Chairs see pages
162-163.

*additional cost

Liberty Mission Collection

An upscale spin on the American Arts and Crafts movement, which focused on durable construction techniques and handmade details—including stunning curves and clean lines. A dining set with true presence, it offers casual West Coast style done with flair.





Liberty Mission Table

#22006 36" x 60" Liberty Mission Table shown in Quartersawn White Oak.

Available in Brown Maple, Cherry, Maple, Oak, Quartersawn White Oak.

Standard Features:

- » #30 top (#22006)
- » 12" wide leaves
- » 2 1/2" wide skirting
- » #110 edge
- » non-gear wood slide
- » self-storing leaves (see chart on pg. 224)
- » 3" #3802 legs

Options:

- » see leg options (pg. 194)*
- » see edge options (pg. 193)

Available in Sizes:

- » 36" - 48" W x 36" - 72" L (6" increments)

Leaves: up to 4



Liberty Mission Chairs

Shown in Quartersawn White Oak.

Available in Brown Maple, Cherry, Oak, Quartersawn White Oak.

#12418 Liberty Mission Side Chair

19 3/4" W x 45" H

#12419 Liberty Mission Arm Chair

24 1/2" W x 45" H

Standard Features:

- » wood seats

Options:

- » fabric seats*
- » leather seats*



Liberty Mission Sideboard with Top

#32012 63" Liberty Mission Sideboard with Top shown in Quartersawn White Oak.

Available in Brown Maple, Cherry, Maple, Oak, Quartersawn White Oak.

#32012 - 63" sideboard with top

63" W x 20 1/8" D x 69 3/8" H

Standard Features:

- » leaded glass
- » LED puck lighting
- » touch tone lighting
- » plain wood back
- » 1 adjustable shelf behind buffet doors
- » Hardware: A047 on doors, A048 on drawers (A)

Options:

- » shiplap back*

More
pieces in
this style.



Liberty Mission Gathering Table
(pg. 131)



Liberty Mission Chairs
(small version) (pg. 148)



Liberty Mission Counter /
Bar Chairs (pg. 161)



Liberty Mission Hutch
(pg. 178)



Liberty Mission Sideboard
(pg. 178)

Luxembourg Collection

Rustic and homey, bring the feel of a country farmhouse to your modern lifestyle. Be reminded of a simpler time, but enjoy all the grace and beauty your style demands.



Brown Maple - Seely with Brown Glaze (buffet top, hutch back, table & chairs) / Pearl Paint with glaze (hutch) / (Level 3 Finish)*

**Color on picture may vary from the true color due to a number of variables. Always check a stain sample before ordering.*



Luxembourg Table

#20007 42" x 72" Luxembourg Table shown in Brown Maple.
Available in Brown Maple, Maple, Oak, Quartersawn White Oak, Rustic Cherry.

Standard Features:

- » #30 top (#20007)
- » 18" wide leaves
- » 1 1/2" thick plank top
- » breadboard ends in center of table and on leaves
- » solid top tables will not have any breadboard ends
- » 3" wide skirting
- » #105 edge
- » metal corner brackets on table top
- » gear equalizing wood slide
- » self-storing leaf (see chart on pg. 207)
- » distressed
- » low sheen finish

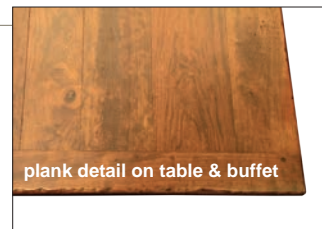
Options:

- » 1 chair fits between base on 60" long tables
- » 2 chairs fit between base on 66" and 72" long tables

Available in Sizes:

- » 42" - 48" W x 60" - 72" L (6" increments)

Leaves: up to 2



plank detail on table & buffet



metal corner
brackets on table



Luxembourg Chairs

Shown in Brown Maple with optional leather seats.
Available in Brown Maple, Cherry, Oak.

#10132 Luxembourg Side Chair

20 1/2" W x 42 1/4" H

#10133 Luxembourg Arm Chair

24 1/2" W x 42 1/4" H

Standard Features:

- » fabric back and seat
- » nailhead trim (see pg. 196 for nailhead color options)

Options:

- » leather back and seat*
- » COM: 2 yds. (where no placement is required)



Luxembourg Hutch

#30027 72" Luxembourg Hutch shown in Brown Maple.
Available in Brown Maple, Cherry, Maple, Oak, Quarter-sawn White Oak.

#30026 - 51" hutch & buffet

50 3/4" W x 20 3/4" D x 78" H

#30027 - 72" hutch & buffet

72" W x 20 3/4" D x 78" H

Buffet Only:

#30028 - 48" buffet

47 1/4" W x 20 3/4" D x 36" H

#30029 - 69" buffet

68 1/2" W x 20 3/4" D x 36" H

Standard Features:

- » 1 1/2" thick plank buffet top
- » wood shelves (no lights)
- » shiplap back
- » Hardware: B210 (B)
- » distressed
- » low sheen finish

Madison Collection

A collection with a dash of adventure built right in. Bold, chunky accents provide a counterbalance to smooth, sleek surfaces. Fully upholstered chairs add comfort and create a look that's opulent and casual.





Madison Double Base Table

(solid top)

#23006 48" x 84" Madison Double Base Table shown in Cherry.

Available in Brown Maple, Cherry, Maple, Oak, Quartersawn White Oak.

Standard Features:

- » #30 top (#23006)
- » solid top
- » 1 3/4" thick top
- » grain lengthwise
- » no skirting
- » #110 edge
- » 33" between bases

Available in Sizes:

- » 42" - 48" W x 72" - 84" L (6" increments)



Madison Chairs

Shown in Cherry.

Available in Brown Maple, Cherry, Oak.

#13628 Madison Side Chair

20 1/2" W x 41 1/2" H

#13629 Madison Arm Chair

25" W x 41 1/2" H

Standard Features:

- » fabric upholstery

Options:

- » leather upholstery*
- » COM on side chair: 2 1/2 yds. (where no placement is required)
- » COM on arm chair: 3 yds. (where no placement is required)



Madison Hutch

#33008 72" Madison Hutch shown in Cherry.

Available in Brown Maple, Cherry, Maple, Oak, Quartersawn White Oak.

#33008 - 72" 4-door hutch & buffet

72" W x 19 5/8" D x 81 3/4" H

Buffet Only:

#33009 - 70" buffet

70" W x 19 5/8" D x 34 1/4" H

Standard Features:

- » sliding glass doors in top
- » glass doors in bottom
- » plain glass
- » glass shelves
- » LED puck lighting
- » touch tone lighting
- » plain wood back
- » 1 adjustable glass shelf behind buffet doors
- » Hardware: A039 (A)

Options:

- » wood doors in bottom*
- » beveled glass*
- » mirror back*
- » shiplap back*

More
pieces in
this style.



Madison Double Base Table
(with leaves) (pg. 132)



Madison Single Base Table
(solid top) (pg. 132)



Madison Single Base Table
(with leaves) (pg. 132)

McKinley Collection

Visit an aged, ivy-wrapped stone farmhouse on any given day and you might find a table quite like the McKinley. Built sturdy for everyday use with details that give each piece its own personality.





McKinley Table

#20002 42" x 72" McKinley Table shown in Cherry.
Available in Brown Maple, Maple, Oak, Quartersawn White Oak, Rustic Cherry.

Standard Features:

- » #30 top (#20002)
- » 18" wide leaves
- » 1 1/2" thick plank top
- » breadboard ends on table and leaves
- » 3 1/2" wide skirting
- » #105 edge
- » gear equalizing wood slide
- » self-storing leaves (see chart on pg. 215)
- » distressed
- » low sheen finish

Available in Sizes:

- » 42" - 48" W x 54" - 72" L (6" increments)

Leaves: up to 2



plank detail on table & bench



McKinley Chairs

Shown in Cherry.

Available in Brown Maple, Cherry, Maple, Oak.

#11632 McKinley Side Chair

19 7/8" W x 38 1/2" H

#11633 McKinley Arm Chair

24 5/8" W x 38 1/2" H

Standard Features:

- » wood seats

Options:

- » fabric seats*
- » leather seats*



McKinley Bench

#11920 72" McKinley Bench shown in Cherry.
Available in Brown Maple, Cherry, Maple, Oak, Quartersawn White Oak.

#11914 36" McKinley Bench

36" W x 14" D x 17 1/2" H

#11915 42" McKinley Bench

42" W x 14" D x 17 1/2" H

#11916 48" McKinley Bench

48" W x 14" D x 17 1/2" H

#11917 54" McKinley Bench

54" W x 14" D x 17 1/2" H

#11918 60" McKinley Bench

60" W x 14" D x 17 1/2" H

#11919 66" McKinley Bench

66" W x 14" D x 17 1/2" H

#11920 72" McKinley Bench

72" W x 14" D x 17 1/2" H

Standard Features:

- » 1 1/2" thick plank top
- » wood seat
- » distressed
- » low sheen finish



McKinley Hutch

#30015 62" McKinley Hutch shown in Cherry.
Available in Brown Maple, Cherry, Maple, Oak, Quartersawn White Oak.

#30015 - 62" hutch & buffet

62" W x 19 5/8" D x 84 1/2" H

Buffet Only:

#30016 - 57" buffet

57" W x 19 5/8" D x 34 1/4" H

Standard Features:

- » wood shelves (no lights)
- » V-grooved wood back
- » 1 adjustable shelf in buffet
- » Hardware: A007 on doors, A062 on drawers (A)
- » distressed
- » low sheen finish

Options:

- » sliding glass doors with beveled glass*
- » glass shelves
- » LED puck lighting with touch tone lighting*
- » shiplap back*

Mission Collection

An American Classic. The ultimate proof that some things never go out of style. This collection will complement any decor with its unpretentious grace and simple sophistication.





Hamilton Mission Single Pedestal Table

#22002 48" Hamilton Mission Single Pedestal Table shown in Quartersawn White Oak.

Available in Brown Maple, Cherry, Maple, Oak, Quartersawn White Oak.

Standard Features:

- » #5 top (#22002)
- » 12" wide leaves
- » 2 1/4" wide skirting
- » #110 edge
- » gear equalizing wood slide
- » 4 folding support legs will be added to the 54" table with 3 leaves

Options:

- » #30 top - will have 2 1/2" wide skirting (#22003) (self-storing chart pg. 212)
- » see edge options (pg. 193)

Available in Sizes:

- » 36" - 60" W x 36" - 60" L (6" increments)

Leaves: up to 3



Mission Chairs

Shown in Quartersawn White Oak with optional leather seats.

Available in Brown Maple, Cherry, Oak, Quartersawn White Oak.

#12414 Mission Side Chair

20" W x 43 1/4" H

#12415 Mission Arm Chair

25 1/4" W x 43 1/4" H

Standard Features:

- » wood seats

Options:

- » fabric seats*
- » leather seats*



Mission Hutch

#32015 54" Mission Hutch shown in Quartersawn White Oak.

Available in Brown Maple, Cherry, Maple, Oak, Quartersawn White Oak.

#32015 - 54" hutch & buffet

54" W x 19 3/8" D x 82 3/4" H

#32016 - 72" hutch & buffet

72" W x 19 3/8" D x 82 3/4" H

Buffet Only:

#32017 - 51" buffet

50 5/8" W x 19 3/8" D x 34" H

#32018 - 66" buffet

66" W x 19 3/8" D x 34" H

Standard Features:

- » beveled glass
- » glass shelves
- » LED puck lighting
- » touch tone lighting
- » plain wood back
- » Hardware: A011 on drawers, A012 on doors (A)

Options:

- » wood shelves (no lights)
- » plain glass
- » shiplap back*

More
pieces in
this style.



Hamilton Mission Double Pedestal Table (pg. 129)



Mission Double Pedestal Table (pg. 133)



Mission Single Pedestal Table (pg. 133)



Mission Table (pg. 134)

For more Mission
Chairs see pages
149-150.



Mission Server (pg. 180)



Mission Sideboard (pg. 181)

Montecito Collection

The Montecito caters to those with refined tastes, who appreciate when beautiful things are also well made. Features such as the applied molding on the hutch and cross pattern on the table top make this collection as distinguished as yourself.





Montecito Table

#23018 42" x 72" Montecito Table shown in Cherry.
Available in Brown Maple, Cherry, Maple, Oak,
Quartersawn White Oak.

Standard Features:

- » #30 top (#23018)
- » 20" wide leaf on each end
- » breadboard ends on table and leaves
- » 3 1/4" wide beaded skirt
- » #110 edge
- » grooved design in top


Options:

- » no grooved design in top**

Available in Sizes:

- » 42" - 48" W x 66" - 72" L

Leaves: 20" leaf on each end



Montecito top detail



Montecito Chairs

Shown in Cherry.
Available in Brown Maple, Cherry, Oak.

#13636 Montecito Side Chair

21" W x 42" H

#13637 Montecito Arm Chair

23 1/2" W x 42" H

Standard Features:

- » fabric back and seat
- » nailhead trim (see pg. 196 for nailhead color options)

Options:

- » leather back and seat*
- » COM: 2 yds. (where no placement is required)



Montecito Hutch

#33018 72" Montecito Hutch shown in Cherry.
Available in Brown Maple, Cherry, Maple, Oak,
Quartersawn White Oak.

#33018 - 72" 4-door hutch & buffet

72" W x 21" D x 84" H

Buffet Only:

#33019 - 72" 4-door buffet

71 1/4" W x 20 5/8" D x 35 3/4" H

Standard Features:

- » water glass
- » glass shelves
- » LED puck lighting
- » touch tone lighting
- » plain wood back
- » 1 adjustable shelf behind each set of doors in buffet
- » Hardware: B122 (B)

Options:

- » shiplap back*

North Union Collection

The Shakers had some beautifully simple furniture. Graceful curves and tapered legs are just two of the features that defined Shaker furniture. The North Union set takes those features to the next level and creates a look that could even be seen as contemporary.





North Union Table

#21009 42" x 66" North Union Table shown in Cherry.
Available in Brown Maple, Cherry, Maple, Oak, Quartersawn White Oak.

Standard Features:

- » #30 top (#21009)
- » 12" wide leaves
- » 3 1/2" wide arched skirting
- » #170 edge
- » gear equalizing wood slide
- » self-storing leaves (see chart on pg. 211)

Options:

- » see edge options (pg. 193)

Available in Sizes:

- » 42" - 48" W x 60" - 72" L (6" increments)

Leaves: up to 4



North Union Chairs

Shown in Cherry.

Available in Brown Maple, Cherry, Maple, Oak, Quartersawn White Oak.

#11636 North Union Side Chair

20" W x 40 1/8" H

#11637 North Union Arm Chair

24 1/2" W x 40 1/8" H

Standard Features:

- » 1 1/4" deep-scoop wood seats

Options:

- » regular scoop wood seats**
- » fabric seats*
- » leather seats*



North Union Hutch

#31043 58" North Union Hutch shown in Cherry.

Available in Brown Maple, Cherry, Maple, Oak, Quartersawn White Oak.

#31043 - 58" hutch & buffet

58" W X 21" D X 78" H

Buffet Only:

#31044 - 54" buffet

54" W X 21" D X 33" H

Standard Features:

- » seedy glass
- » glass shelves
- » LED puck lighting
- » plain wood back
- » 1 adjustable shelf in buffet
- » Hardware: A023 (A)



North Union Sideboard

#31045 54" North Union Sideboard shown in Cherry.

Available in Brown Maple, Cherry, Maple, Oak, Quartersawn White Oak.

#31045 - 54" sideboard

54" W x 20" D x 36" H

Standard Features:

- » 1 adjustable shelf behind doors
- » Hardware: A023 (A)

Peggs Collection

Designed to provide a high quality collection for casual, condo-sized dining furniture. Simple, clean, and comfortable. Even though we refer to this as a modern set, there's no denying a hint of it's mid-century past. It's like a gesture of gratitude to an era that taught us how to build fun furniture.





Peggs Table

#24012 36" x 60" Peggs Table shown in Maple.
Available in Brown Maple, Cherry, Maple, Oak.

Standard Features:

- » #30 top (#24012)
- » 12" wide leaves
- » 2 1/2" wide skirting
- » #170 edge
- » non-gear wood slide
- » self-storing leaves (see chart on pg. 223)
- » 2 1/2" Peggs legs

Options:

- » see edge options (pg. 193)

Available in Sizes:

- » 36" - 42" W x 48" - 72" L (6" increments)

Leaves: up to 4



Peggs Chair

Shown in Brown Maple.
Available in Brown Maple, Cherry, Maple, Oak.

#14638 Peggs Side Chair
25" W x 34" H

Standard Features:

- » wood seats
- » chair cannot be two-toned



Peggs Sideboard

#34012 50" Peggs Sideboard shown in Maple.
Available in Brown Maple, Cherry, Maple, Oak.

#34012 - 50" sideboard
50" W x 19" D x 30" H

Standard Features:

- » 1 adjustable shelf behind doors
- » Hardware: C212 on doors, C213 on drawers (C)

Provence Collection

Inspired by the French countryside, this style is sure to transport your imagination to lavender fields and warm sunshine. Let it express your relaxed approach to good living.





Provence Table

#25007 42" x 72" Provence Table shown in Cherry.
Available in Brown Maple, Cherry, Maple, Oak,
Quartersawn White Oak.

Standard Features:

- » #30 top (#25007)
- » 18" wide leaves
- » 1" thick plank top
- » breadboard ends on table and leaves
- » 3 1/2" wide scalloped skirting
- » #110 edge
- » non-gear wood slide
- » self-storing leaves (see chart on pg. 210)
- » 2 1/2" #Q860 legs

Options:

- » see leg options (pg. 194)*
- » see edge options (pg. 193)

Available in Sizes:

- » 42" - 48" W x 54" - 72" L (6" increments)

Leaves: up to 2



Provence Table top detail



Provence Chairs

Shown in Cherry.
Available in Brown Maple, Cherry, Oak.

#15000 Provence Side Chair

19 1/2" W x 42 1/2" H

#15001 Provence Arm Chair

22 3/4" W x 42 1/2" H

Standard Features:

- » wood seats

Options:

- » fabric seats*
- » leather seats*



Provence Bench

#15903 60" Provence Bench shown in Cherry with
optional fabric seat.
Available in Brown Maple, Cherry, Oak.

#15900 42" Provence Bench

42" W x 14" D x 17 1/2" H

#15901 48" Provence Bench

48" W x 14" D x 17 1/2" H

#15902 54" Provence Bench

54" W x 14" D x 17 1/2" H

#15903 60" Provence Bench

60" W x 14" D x 17 1/2" H

#15904 66" Provence Bench
66" W x 14" D x 17 1/2" H

#15905 72" Provence Bench
72" W x 14" D x 17 1/2" H

Standard Features:

- » 1" thick top
- » wood seat

Options:

- » fabric seat*



Provence Hutch

#35011 62" Provence Hutch shown in Cherry.
Available in Brown Maple, Cherry, Maple, Oak,
Quartersawn White Oak.

#35011 - 62" hutch & buffet

62" W x 20 1/2" D x 82 1/2" H

Buffet Only:

#35012 - 59" buffet

59" W x 18 3/4" D x 37 1/4" H

Standard Features:

- » beveled glass
- » glass shelves
- » LED puck lighting
- » touch tone lighting
- » v-grooved wood back
- » 1 fixed shelf in buffet
- » Hardware: B111 on drawers, B112 on doors (B)

Options:

- » shiplap back*

Queen Anne Collection

Extravagant curves, sharp accenting and ornate panels punctuate this sumptuous collection. With a softer look than other furniture of its type, these pieces are ideal for a dining space that must double as formal and informal.





Queen Anne Fancy Table

#26003 42" x 60" Queen Anne Fancy Table shown in Cherry.
Available in Brown Maple, Cherry, Maple, Oak, Quartersawn White Oak.

Standard Features:

- » #55 top (#26003)
- » 12" wide leaves
- » 3 1/2" wide fancy skirting
- » #145 edge
- » non-gear wood slide
- » self-storing leaves (see chart on pg. 212)
- » 2 1/4" #4000 legs

Options:

- » see leg options (pg. 194)*
- » see edge options (pg. 193)

Available in Sizes:

- » 42" - 48" W x 60" - 72" L (6" increments)

Leaves: up to 4



Queen Anne Chairs

#16500 & #16501 Queen Anne Chairs shown in Cherry with optional fabric seats.
Available in Brown Maple, Cherry, Oak.

#16500 Queen Anne Side Chair
19 3/4" W x 41 1/2" H (#2 back)

#16501 Queen Anne Arm Chair
24" W x 41 1/2" H (#2 back)

#16504 Queen Anne Side Chair
19 3/4" W x 41 1/2" H (#1 back)

#16505 Queen Anne Arm Chair
24" W x 41 1/2" H (#1 back)

#16508 Queen Anne Side Chair
19 3/4" W x 41 1/2" H (#4 back)

#16509 Queen Anne Arm Chair
24" W x 41 1/2" H (#4 back)

Standard Features:

- » wood seats

Options:

- » fabric seats*
- » leather seats*



#1 back #4 back



Queen Anne Pediment Hutch

#36000 65" Queen Anne Pediment Hutch shown in Brown Maple.
Available in Brown Maple, Cherry, Maple, Oak, Quartersawn White Oak.

#36000 - 65" hutch & buffet
65" W x 20 1/4" D x 79 3/4" H (90" high with pediment)

Buffet Only:

#36001 - 64" buffet
64 1/8" W x 19 3/8" D x 33" H

Standard Features:

- » TRP doors with mullions
- » plain glass
- » glass shelves
- » LED puck lighting
- » touch tone lighting
- » Dentil molding
- » V-grooved wood back
- » 1 adjustable shelf behind buffet doors
- » Hardware: A037 on drawers, A038 on doors (A)
- » Hardware on Cherry only: B118 on doors, B119 on drawers (B)

Options:

- » CRP doors with mullions*
- » beveled glass, no mullions
- » individual beveled glass*
- » wood shelves (no lights)
- » mirror back*
- » shiplap back*



Traditional Corner Hutch

#37059 25" Traditional Corner Hutch shown in Cherry with optional beveled glass.
Available in Brown Maple, Cherry, Maple, Oak, Quartersawn White Oak.

#37058 - 21" 1-door corner
21" wall space x 29 3/4" W x 80 3/4" H

#37059 - 25" 2-door corner
25" wall space x 35 1/2" W x 80 3/4" H

#37060 - 30" 2-door corner
30" wall space x 42 1/4" W x 80 3/4" H

Standard Features:

- » CRP doors with mullions
- » plain glass
- » glass shelves
- » LED puck lighting
- » touch tone lighting
- » Dentil molding
- » plain wood back
- » 1 adjustable shelf in bottom
- » Hardware: A037 on drawer, A038 on doors (A)
- » Hardware on Cherry only: B118 on doors, B119 on drawer (B)

Options:

- » long doors in top instead of center opening*
- » long doors in bottom instead of the drawer front*
- » TRP doors with mullions
- » beveled glass (no mullions)
- » wood shelves (no lights)
- » shiplap back*

More
pieces in
this style.



Queen Anne Table (pg. 135)



Queen Anne Hutch (pg. 182)



Queen Anne Server (pg. 183)

*additional cost

Richmond Collection

A beautifully simple collection that captures the eye using subtle arcs and curves. Small and cozy, this compact collection is perfect for a small apartment or breakfast nook.





Richmond Wood Top Table

#24003 48" Richmond Wood Top Table shown in Oak.
Available in Brown Maple, Cherry, Maple, Oak,
Quartersawn White Oak.

Standard Features:

- » #5 top (#24003)
- » 12" wide leaves
- » 2 1/4" wide skirting
- » #110 edge
- » gear equalizing wood slide

Options:

- » #15 top (#24004)
- » see edge options (pg. 193)

Available in Sizes:

- » 42" - 60" W x 42" - 60" L (6" increments)

Leaves: up to 3



Rodhe Chairs

Shown in Cherry with optional fabric seats.
Available in Brown Maple, Cherry, Maple, Oak.

#11634 Rodhe Side Chair

19 7/8" W x 38 1/2" H

#11635 Rodhe Arm Chair

24 5/8" W x 38 1/2" H

Standard Features:

- » wood seats

Options:

- » fabric seats*
- » leather seats*



Dutch Hutch

#37017 58" Dutch Hutch shown in Cherry.
Available in Brown Maple, Cherry, Maple, Oak,
Quartersawn White Oak.

#37016 - 41" 2-door hutch & buffet

41" W x 20 1/8" D x 83" H

#37017 - 58" 3-door hutch & buffet

58" W x 20 1/8" D x 83" H

#37018 - 74" 4-door hutch & buffet

74" W x 20 1/8" D x 83" H

Buffet Only:

#37019 - 38" 2-door buffet (1-drawer)

37 5/8" W x 20 1/8" D x 38 1/4" H

#37020 - 55" 3-door buffet (2-drawer)

55 1/8" W x 20 1/8" D x 38 1/4" H

#37021 - 71" 4-door buffet (3-drawer)

70 5/8" W x 20 1/8" D x 38 1/4" H

Standard Features:

- » plain glass
- » glass shelf with wood edge
- » LED puck lighting
- » touch tone lighting
- » plain wood back
- » 1 adjustable shelf in buffet
- » Hardware: A006 (A)

Options:

- » wood shelves (no lights)
- » ship lap back*

More
pieces in
this style.



Richmond Double Base Table
(pg. 136)



Richmond Glass Top Table
(pg. 136)



Dutch Corner Hutch
(pg. 174)



Dutch Server
(pg. 174)

*additional cost

Riviera Collection

The Riviera is a modern blend of wood, metal and glass. Reminiscent of fine art, the Riviera will have your friends and family swooning over its handsome details.



Cherry - S030 Lite (chairs & sideboard), S004 Chocolate Spice (table)*

**Color on picture may vary from the true color due to a number of variables. Always check a stain sample before ordering.*



Riviera Double Pedestal Table

#24009 42" x 66" Riviera Double Pedestal Table shown in Cherry.

Available in Brown Maple, Cherry, Maple, Oak, Quartersawn White Oak.

Standard Features:

- » #30 top (#24009)
- » 12" wide leaves
- » 2 1/2" wide skirting
- » #115 edge
- » gear equalizing wood slide
- » self-storing leaves (see chart on pg. 220)

Options:

- » no metal in base**
- » see edge options (pg. 193)

Available in Sizes:

- » 42" - 48" W x 60" - 72" L (6" increments)

Leaves: up to 4



Riviera Chairs

Shown in Cherry with optional fabric seats.

Available in Brown Maple, Cherry, Oak.

#14634 Riviera Side Chair

20 1/4" W x 39 3/4" H

#14635 Riviera Arm Chair

24" W x 39 3/4" H

Standard Features:

- » wood seats

Options:

- » fabric seats*
- » leather seats*



Riviera Sideboard

#34010 60" Riviera Sideboard shown in Cherry.

Available in Brown Maple, Cherry, Maple, Oak, Quartersawn White Oak.

#34010 - 60" sideboard

60" W X 18 1/4" D X 36" H

Standard Features:

- » Powder-coated Steel frame
- » 1/2" thick glass top
- » 1 adjustable shelf behind doors
- » Hardware: C214 on doors, C215 on drawers (C)

More
pieces in
this style.



Riviera Single Pedestal Table
(pg. 136)

*additional cost
**less cost

Rochester Collection

An x-base farmhouse table, x-back chairs, and a sliding door in the buffet are the standout features of the Rochester collection. A two-tone finish and upholstered chairs dress up this classic design and take it from functional to fashionable.



Oak - S006 Mercury (table top & sideboard door & drawers), S007 Raven (table base, chairs & sideboard cabinet) - Low Sheen*

**Color on picture may vary from the true color due to a number of variables. Always check a stain sample before ordering.*



Rochester Table

(solid top)

#20010 42" x 72" Rochester Table shown in Oak.
Available in Brown Maple, Cherry, Maple, Oak,
Quartersawn White Oak.

Standard Features:

- » #30 top (#20010)
- » solid top
- » 1 3/4" thick top
- » grain lengthwise
- » no skirting
- » #110 edge

Options:

- » 1 chair fits between base on 60" and 66" long tables
- » 2 chairs fit between base on 72" and 78" long tables

Available in Sizes:

- » 42" - 48" W x 60" - 78" L (6" increments)



Parsons Chair

Shown in Brown Maple.

Available in Brown Maple, Cherry, Maple, Oak, Walnut.

#11010 Parsons Side Chair

20 3/4" W x 39 1/2" H

Standard Features:

- » fabric back and seat

Options:

- » leather back and seat*
- » COM: 2 1/4 yds. (where no placement is required)



X-Back Chairs

Shown in Maple with optional fabric seats.

Available in Brown Maple, Cherry, Maple, Oak.

#13614 X-Back Side Chair

19 7/8" W x 38 1/2" H

#13615 X-Back Arm Chair

24 5/8" W x 38 1/2" H

Standard Features:

- » wood seats

Options:

- » fabric seats*
- » leather seats*



Rochester Sideboard

#30033 65" Rochester Sideboard shown in Oak.

Available in Brown Maple, Cherry, Maple, Oak,
Quartersawn White Oak.

#30033 - 65" sideboard

65" W X 20 1/2" D X 38" H

Standard Features:

- » wine rack on left
- » 1 adjustable shelf below wine rack
- » 4 drawers on right
- » sliding door
- » Hardware: B216 (B)



More
pieces in
this style.



Rochester Table (with leaves)
(pg. 137)

*additional cost

Santa Fe Collection

Bring instant sophistication and status to your home with the Santa Fe Collection. Quartersawn white oak adds visual interest and confirms the classy Mission style of the southwest.





Santa Fe Table

#22012 48" x 78" Santa Fe Table shown in Quartersawn White Oak.
Available in Brown Maple, Cherry, Maple, Oak, Quartersawn White Oak.

Standard Features:

- » #30 top (#22012)
- » 12" wide leaves
- » 2 1/2" wide skirting
- » #110 edge
- » gear equalizing wood slide
- » self-storing leaves (see chart on pg. 215)

Options:

- » see edge options (pg. 193)
- » 1 chair fits between base on 66" and 72" long tables
- » 2 chairs fit between base on 78" long tables

Available in Sizes:

- » 42" - 48" W x 66" - 78" L (6" increments)

Leaves: up to 4



Santa Fe Chairs

Shown in Quartersawn White Oak.
Available in Brown Maple, Cherry, Oak, Quartersawn White Oak.

#12426 Santa Fe Side Chair
19 3/4" W x 42" H

#12427 Santa Fe Arm Chair
25 1/2" W x 42" H

Standard Features:

- » wood seats

Options:

- » fabric seats*
- » leather seats*



Santa Fe Hutch

#32023 72" Santa Fe Hutch shown in Quartersawn White Oak.
Available in Brown Maple, Cherry, Maple, Oak, Quartersawn White Oak.

#32021 - 39" 2-door hutch & buffet
39" W x 20 1/2" D x 82 1/2" H

#32022 - 56" 3-door hutch & buffet
56" W x 20 1/2" D x 82 1/2" H


#32023 - 72" 4-door hutch & buffet
72" W x 20 1/2" D x 82 1/2" H

Buffet Only:

#32024 - 36" buffet
35 7/8" W x 20 1/2" D x 34 1/4" H

#32025 - 52" buffet
52 1/4" W x 20 1/2" D x 34 1/4" H

#32026 - 69" buffet
68 3/4" W x 20 1/2" D x 34 1/4" H



Santa Fe leaded glass detail

Standard Features:

- » grooves & bow inlays in bottom doors
- » leaded glass
- » glass shelves
- » LED puck lighting
- » touch tone lighting
- » plain wood back
- » panel ends
- » 1 adjustable shelf behind buffet doors
- » Hardware: A028 on doors, A030 on drawers (A)

Options:

- » beveled glass**
- » shiplap back*

More pieces in this style.



Santa Fe Corner Hutch
(pg. 183)



Santa Fe Sideboard
(pg. 184)

*additional cost
**less cost

Sawyer Collection

Simple sophistication, done. Our Sawyer Dining Collection makes a bold statement in your home with striking, contemporary Coventry Side Chairs around the more traditional Sawyer Table. Table and chairs can match or create a playful contrast with your choice of wood and finish. Embrace your multitudes with a set that just says, "you!"



Rustic White Oak - S024 Aged Oak - Low Sheen (table top) / Brown Maple - S072 Vintage Brushmark (Level 3 Finish) - Low Sheen* (Legs & Skirting) / Brown Maple - S011 Black Paint with Antique Wear-through (Level 2 Finish)* - Low Sheen (chairs)
 *Color on picture may vary from the true color due to a number of variables. Always check a stain sample before ordering.



Sawyer Table

#24019 42" x 78" Sawyer Table shown in Rustic White Oak and Brown Maple.

Available in Brown Maple, Rustic Cherry, Rustic White Oak.

Standard Features:

- » #30 top
- » solid top
- » 4" wide beaded skirting
- » #110 edge
- » grain lengthwise
- » grooves in top
- » 4" #3166 legs
- » Arm chairs will not fit under the skirting of the table

Options:

- » 2 drawers per side (60" length) (full extension sidemount drawer slides and A053 hardware)*
- » 3 drawers per side (78" length) (full extension sidemount drawer slides and A053 hardware)*

Available in Sizes:

- » 42" - 48" W x 60" - 78" L



Coventry Chairs

Shown in Brown Maple.

Available in Brown Maple, Cherry, Maple, Oak.

#10138 Coventry Side Chair

20 1/4" W x 41" H

#10139 Coventry Arm Chair

20 3/4" W x 41" H

Standard Features:

- » wood seats
- » chair cannot be two-toned

Sequoia Collection

Oversized and rugged, this bold piece is deceptively simple. With clean lines and understated elegance, it can anchor any decor—from rustic simplicity to upscale sophistication.



White Oak - S019 Natural (table & bench) / Brown Maple - S007 Raven (cabinet) / Oak - S007 Raven (chairs)*

**Color on picture may vary from the true color due to a number of variables. Always check a stain sample before ordering.*



Sequoia Table

#24005 42" x 72" Sequoia Table shown in White Oak.
Available in Brown Maple, Cherry, Maple, Oak,
Quartersawn White Oak, White Oak.

Standard Features:

- » #30 top (#24005)
- » 1 1/2" thick solid top
- » 2 1/2" wide skirting
- » #110 edge
- » 4 1/2" square legs

Available in Sizes:

- » 42" - 48" W x 60" - 84" L (6" increments)



Sequoia Chair

Shown in Oak.
Available in Brown Maple, Cherry, Oak, White Oak.

#14624 Sequoia Side Chair

19 1/8" W x 38" H

Standard Features:

- » 1 1/4" deep-scoop wood seats



Sequoia Bench

#14902 60" Sequoia Bench shown in White Oak.
Available in Brown Maple, Cherry, Maple, Oak,
Quartersawn White Oak, White Oak.

#14900 48" Sequoia Bench

48" W x 14 1/2" D x 18" H

#14901 54" Sequoia Bench

54" W x 14 1/2" D x 18" H

#14902 60" Sequoia Bench

60" W x 14 1/2" D x 18" H

#14903 66" Sequoia Bench

66" W x 14 1/2" D x 18" H

#14904 72" Sequoia Bench

72" W x 14 1/2" D x 18" H

Standard Features:

- » 1 1/2" thick top
- » wood seat
- » 3 1/4" square legs



Sequoia Cabinet

#34005 42" Sequoia Cabinet shown in Brown Maple.
Available in Brown Maple, Cherry, Maple, Oak,
Quartersawn White Oak, White Oak.

#34005 - 42" cabinet

42" W x 19" D x 78 1/4" H

Options:

- » wood back

Sonoma Collection

Stripped down to the bare essentials, you won't find another collection that so simply embodies everything you love about wood furniture. Solid construction, clean lines and the ability to make a statement in any decor.



Cherry - S059 Distressed Antique Honey (Level 3 Finish) - Low Sheen - Optional Handplaned Top* (additional cost)

**Color on picture may vary from the true color due to a number of variables. Always check a stain sample before ordering.*



Sonoma Table

#20004 42" x 72" Sonoma Table shown in Cherry.
Available in Brown Maple, Cherry, Maple, Oak,
Quartersawn White Oak.

Standard Features:

- » #30 top (#20004)
- » 18" wide leaves
- » 1 1/4" thick top
- » breadboard ends on table & leaves
- » 2 1/2" wide skirting
- » #110 edge
- » non-gear wood slide
- » self-storing leaf (see chart on pg. 220)
- » 2 3/4" #1006 legs

Options:

- » see leg options (pg. 194)*

Available in Sizes:

- » 42" - 48" W x 54" - 72" L (6" increments)

Leaves: up to 2



Sonoma Chairs

Shown in Cherry.
Available in Brown Maple, Cherry, Oak.

#11328 Sonoma Side Chair

19 3/4" W x 38" H

#11329 Sonoma Arm Chair

24 1/2" W x 38" H

Standard Features:

- » 1 1/4" deep-scoop wood seats

Options:

- » fabric seats*
- » leather seats*



Sonoma Hutch

#30017 72" Sonoma Hutch shown in Cherry.
Available in Brown Maple, Cherry, Maple, Oak,
Quartersawn White Oak.

#30017 - 72" 2-door hutch & buffet

72" W x 20" D x 83 1/4" H

Buffet Only:

#30018 - 68" 2-door buffet

68" W x 20" D x 33 1/4" H

Standard Features:

- » plain glass
- » wood shelves (no lights)
- » plain wood back
- » 1 adjustable shelf in buffet
- » Hardware: A006 (A)

Options:

- » beveled glass*
- » glass shelves
- » LED puck lighting with touch tone lighting*
- » shi lap back*

Sydney Collection

Rich contrasting colors and defining arcs give the Sydney Collection a sense of balance and depth. Leaded glass and other mission details bring the solidity of the Arts and Crafts movement to your home.



Oak - S066 Morocco (Level 3 Finish) (table & hutch back), S041 Black stain (chairs & hutch) - Low Sheen*

**Color on picture may vary from the true color due to a number of variables. Always check a stain sample before ordering.*



Sydney Table

#22015 42" x 66" Sydney Table shown in Oak.
Available in Brown Maple, Cherry, Maple, Oak,
Quartersawn White Oak.

Standard Features:

- » #30 top (#22015)
- » 12" wide leaves
- » 2 1/2" wide molded skirting
- » #165 edge
- » non-gear wood slide
- » self-storing leaves (see chart on pg. 207)
- » Sydney legs

Available in Sizes:

- » 42" - 48" W x 54" - 72" L (6" increments)

Leaves: up to 4



Sydney Chairs

Shown in Oak with optional leather seats.
Available in Brown Maple, Cherry, Oak.

#12432 Sydney Side Chair

19 3/4" W x 44" H

#12433 Sydney Arm Chair

22 3/4" W x 44" H

Standard Features:

- » wood seats

Options:

- » fabric seats*
- » leather seats*



Sydney Hutch

#32032 72" Sydney Hutch shown in Oak.
Available in Brown Maple, Cherry, Maple, Oak,
Quartersawn White Oak.

#32031 - 50" 2-door hutch & buffet

50 1/4" W x 20 1/2" D x 80 1/4" H

#32032 - 72" 3-door hutch & buffet

72" W x 20 1/2" D x 80 1/4" H

Buffet Only:

#32033 - 50" 2-door buffet

50 1/4" W x 20 1/2" D x 40 1/4" H

#32034 - 72" 3-door buffet

72" W x 20 1/2" D x 40 1/4" H

Standard Features:

- » leaded glass
- » glass shelf
- » LED puck lighting
- » touch tone lighting
- » plain wood back
- » 1 fixed shelf behind bottom doors
- » Hardware: A016 (A)

Tribeca Collection

Some things in life are so good they need to be recreated. The two-tone finish option and the raked legs give indication of times past, while the metal base, innovative chair design, and the sleek, over-sized pulls have a uniquely modern look. The Walnut and exotic Maple options give you an elite, high quality option in a world of "throw-away" modern furniture.



Walnut - Antique Oak (sideboard, table base, chairs) / Exotic Birdseye Maple - S019 Natural (sideboard panels) / Exotic Quilted Maple - S019 Natural (table top) / Brown Maple - S011 Black / S009 Country White (shelf)*

*Color on picture may vary from the true color due to a number of variables. Always check a stain sample before ordering.



Tribeca Table

#24008 42" x 66" Tribeca Table shown in Walnut with optional Exotic Quilted Maple top.
Available in Brown Maple, Cherry, Maple, Oak, Walnut.

Standard Features:

- » #30 top (#24008)
- » 12" wide leaves
- » 3 1/2" wide skirting
- » #170 edge
- » non-gear wood slide
- » self-storing leaves (see chart on pg. 210)
- » Tribeca legs

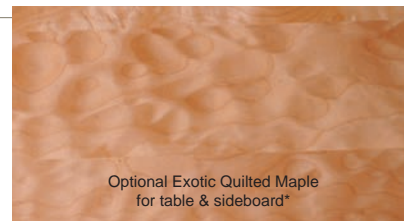
Options:

- » see edge options (pg. 193)
- » Exotic Quilted Maple on table top*
- » Exotic Birdseye Maple on table top*
- » 1 chair fits between legs on tables less than 72" long
- » 2 chairs fit between legs on 72" long tables (distance between legs is 56")

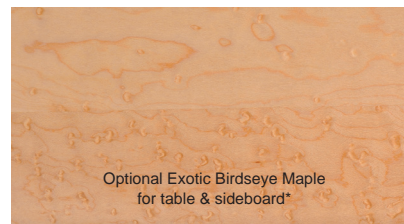
Available in Sizes:

- » 36" - 60" W x 48" - 72" L (6" increments)

Leaves: up to 4



Optional Exotic Quilted Maple
for table & sideboard*



Optional Exotic Birdseye Maple
for table & sideboard*



Tribeca Chair

Shown in Walnut with optional two-tone leather seats.
Available in Brown Maple, Cherry, Oak, Walnut.

#14633 Tribeca Arm Chair

25 1/2" W x 27 1/2" H

Standard Features:

- » leather seats

Options:

- » wood seats
- » fabric seats
- » two-tone leather seats



Tribeca Shelf

#34009 63" Tribeca Shelf shown in Brown Maple.
Available in Brown Maple, Cherry, Maple, Oak, Walnut.

#34009 - 63" shelf

63" W x 10" D x 14" H



Tribeca Sideboard

#34008 63" Tribeca Sideboard shown in Walnut with optional Exotic Birdseye Maple in panels.
Available in Brown Maple, Cherry, Maple, Oak, Walnut.

#34008 - 63" sideboard

63" W x 20" D x 36" H

Standard Features:

- » clear powder-coated metal base
- » 1 adjustable shelf behind doors
- » Hardware: B211 (B)

Options:

- » Exotic Quilted Maple in panel*
- » Exotic Birdseye Maple in panel*

Tuscany Collection

Take a relaxing trip to the Italian countryside. It's a place where native materials and practical designs serve furniture that creates an atmosphere of good friends and good times.





Tuscany Table

#23009 42" x 72" Tuscany Table shown in Oak.
Available in Brown Maple, Cherry, Maple, Oak,
Quartersawn White Oak.

Standard Features:

- » #30 top (#23009)
- » 18" wide leaves
- » 2" thick edge
- » 3 1/2" wide skirting with groove
- » #110 edge
- » non-gear wood slide
- » self-storing leaf (see chart on pg. 220)
- » 4" #1696 legs

Options:

- » see leg options (pg. 194)*

Available in Sizes:

- » 42" - 48" W x 54" - 72" L (6" increments)

Leaves: up to 2



Tuscany Chairs

Shown in Cherry.
Available in Brown Maple, Cherry, Oak.

#13626 Tuscany Side Chair

19 5/8" W x 38" H

#13627 Tuscany Arm Chair

23 1/2" W x 38" H

Standard Features:

- » 1 1/4" deep-scoop wood seats

Options:

- » fabric seats*
- » leather seats*



Tuscany Buffet

#33011 59" Tuscany Buffet shown in Oak.
Available in Brown Maple, Cherry, Maple, Oak,
Quartersawn White Oak.

#33011 - 59" buffet

59" W x 19 5/8" D x 36 1/4" H

Standard Features:

- » wine rack in center
- » 1 adjustable shelf behind doors
- » Hardware: A004 (A)

Options:

- » door in center (no wine rack)

Uptown Collection

The Uptown set provides the epitome of luxurious dining. If you have exquisite tastes, and want to entertain like-minded people, then you'll want to think about buying the Uptown furniture. The solid brass hardware, the twisted legs, and the awesome comfort of the chair are mere indications of your fine taste. The only problem you'll have is that your friends won't want to leave after dinner.





Uptown Table

#24014 42" x 72" Uptown Table shown in Cherry.
Available in Brown Maple, Cherry, Maple, Oak.


Standard Features:

- » #95 top (#24014)
- » 18" wide leaves
- » no skirting on leaves
- » 2 1/2" wide skirting
- » #110 edge
- » gear equalizing wood slide
- » self-storing leaves (see chart on pg. 226)

Available in Sizes:

- » 42" - 48" W x 66" - 78" L (6" increments)

Leaves: up to 2



Uptown Chairs

Shown in Cherry.

Available in Brown Maple, Cherry, Maple, Oak.

#14640 Uptown Side Chair

23" W x 40" H

#14641 Uptown Arm Chair

23" W x 40" H

Standard Features:

- » fabric back and seat
- » nailhead trim (see pg. 196 for nailhead color options)

Options:

- » COM: 3 yds. (where no placement is required)



Uptown Sideboard

#34013 51" Uptown Sideboard shown in Cherry.

Available in Brown Maple, Cherry, Maple, Oak.

#34013 - 51" sideboard

51" W x 23" D x 38" H

Standard Features:

- » Hardware: C217 (C)

Urban Collection

Sleek angles, a modern display curio with lights, and an intimate table make the Urban pieces in this room a show-stopper. Scatter candles across the table and turn the lights down low for an instantly glamorous setting!





Urban Table

#24016 42" x 66" Urban Table shown in Cherry.
Available in Brown Maple, Cherry, Oak, Rustic Cherry.

Standard Features:

- » #90 top (#24016)
- » 12" wide leaves
- » 3" wide skirting
- » #060 edge
- » non-gear wood slide
- » self-storing leaves (see chart on pg. 209)
- » Urban legs


Options:

- » see edge options (pg. 193)

Available in Sizes:

- » 42" square, 48" square, 60" square
and 42" W x 66" L

Leaves: up to 4



V-Back Chairs

Shown in Cherry with optional leather seats.
Available in Brown Maple, Cherry, Oak, Rustic Cherry.

#14008 V-Back Side Chair

21" W x 39 1/4" H

#14009 V-Back Arm Chair

26 3/4" W x 39 1/4" H

Standard Features:

- » wood seats

Options:

- » fabric seats*
- » leather seats*



Urban Curio

#34016 42" Urban Curio shown in Cherry.
Available in Brown Maple, Cherry, Oak.

#34016 - 42" curio

42" W x 20 1/4" D x 80 1/4" H

Standard Features:

- » plain glass
- » 3 adjustable glass shelves
- » LED puck lighting
- » touch tone lighting
- » plain wood back
- » Hardware: B103 on doors, B104 on drawers (B)

More
pieces in
this style.



Urban Sideboard (pg. 187)

Valley French Collection

Ornamental flourishes like flairs, scallops and molding create a look that really makes a statement. Add grandeur to your surroundings the next time you set your table for an intimate gathering or a formal dinner.





Valley French Table

#25003 42" x 66" Valley French Table shown in Cherry.
Available in Brown Maple, Cherry, Maple, Oak,
Quartersawn White Oak.

Standard Features:

- » #25 top (#25003)
- » 12" wide leaves
- » 2 1/2" wide skirting
- » #100 edge
- » non-gear wood slide
- » self-storing leaves (see chart on pg. 224)
- » 2 1/4" #Q813 legs

Options:

- » #10 top (#25004) (self-storing chart pg. 216)
- » #5 top (#25005)
- » see leg options (pg. 194)*
- » see edge options (pg. 193)

Available in Sizes:

- » 36" - 48" W x 36" - 72" L (6" increments)

Leaves: up to 4



French Chairs

Shown in Cherry.

Available in Brown Maple, Cherry, Maple, Oak.

#15524 French Side Chair

21" W x 40" H

#15525 French Arm Chair

23" W x 40" H

Standard Features:

- » wood seats

Options:

- » fabric seats*
- » leather seats*



Valley French Corner Hutch

#35006 30" Valley French Corner Hutch shown in Cherry.

Available in Brown Maple, Cherry, Maple, Oak,
Quartersawn White Oak.

#35006 - 30" 2-door corner

30" wall space x 42 1/4" W x 80 3/4" H

Standard Features:

- » beveled glass
- » glass shelves
- » LED puck lighting
- » touch tone lighting
- » mirror back
- » 1 adjustable shelf in bottom
- » Hardware: A033 on doors, A036 on drawer (A)

Options:

- » long doors in top instead of center opening*
- » long doors in bottom instead of the drawer front*
- » wood shelves (no lights)
- » shiplap back*



Valley French Hutch

#35001 54" Valley French Hutch shown in Cherry.

Available in Brown Maple, Cherry, Maple, Oak,
Quartersawn White Oak.

#35000 - 39" 2-door hutch & buffet

39" W x 19 3/8" D x 81 3/4" H

#35001 - 54" 3-door hutch & buffet

54" W x 19 3/8" D x 81 3/4" H

#35002 - 72" 4-door hutch & buffet

72" W x 19 3/8" D x 81 3/4" H

Buffet Only:

#35003 - 36" 2-door buffet

35 1/2" W x 19 3/8" D x 33 1/4" H

#35004 - 51" 3-door buffet

50 3/4" W x 19 3/8" D x 33 1/4" H

#35005 - 69" 4-door buffet

69" W x 19 3/8" D x 33 1/4" H

Standard Features:

- » beveled glass
- » glass shelf
- » LED puck lighting
- » touch tone lighting
- » mirror back
- » 1 fixed shelf in buffet
- » Hardware: A033 on doors, A036 on drawers (A)

Options:

- » full length doors in top*
- » wood shelves (no lights)
- » shiplap back*

More
pieces in
this style.



Valley French Server (pg. 188)

*additional cost

Valley Shaker Collection

Shaker styling has withstood the test of time. Simple, tapered lines and a clean, contemporary look guarantee instant satisfaction. With flexibility in both traditional homes and modern Manhattan high-rises, Shaker becomes a lifetime investment.





Valley Shaker Table

#21005 42" x 66" Valley Shaker Table shown in Cherry.
Available in Brown Maple, Cherry, Maple, Oak,
Quartersawn White Oak.

Standard Features:

- » #25 top (#21005)
- » 12" wide leaves
- » 2 1/2" wide skirting
- » #100 edge
- » non-gear wood slide
- » self-storing leaves (see chart on pg. 213)
- » 2 3/4" #1006 legs

Available in Sizes:

- » 36" - 60" W x 36" - 72" L (6" increments)

Leaves: up to 14

Options:

- » #10 top (#21006) (self-storing chart pg. 216)
- » #5 top (#21007)
- » see leg options (pg. 194)* - any 2 3/4" leg is no upcharge
- » see edge options (pg. 193)



Shaker Chairs

Shown in Cherry.
Available in Brown Maple, Cherry, Maple, Oak,
Quartersawn White Oak.

#11316 Shaker Side Chair
19 3/4" W x 42" H

#11317 Shaker Arm Chair
25 3/4" W x 42" H

Standard Features:

- » wood seats

Options:

- » fabric seats*
- » leather seats*



Valley Shaker Hutch

#31019 54" Valley Shaker Hutch shown in Cherry.
Available in Brown Maple, Cherry, Maple, Oak,
Quartersawn White Oak.

#31017 - 39" 2-door hutch & buffet
39" W x 19 3/8" D x 84" H

#31018 - 48" 2-door hutch & buffet
48" W x 19 3/8" D x 84" H

#31019 - 54" 2-door hutch & buffet
54" W x 19 3/8" D x 84" H

#31020 - 62" 3-door hutch & buffet
62" W x 19 3/8" D x 84" H

#31021 - 72" 4-door hutch & buffet
72" W x 19 3/8" D x 84" H

#31024 - 51" 2-door buffet
50 5/8" W x 19 3/8" D x 34" H

#31025 - 59" 3-door buffet
59" W x 19 3/8" D x 34" H

#31026 - 69" 4-door buffet
69" W x 19 3/8" D x 34" H

Standard Features:

- » beveled glass
- » glass shelves
- » LED puck lighting
- » touch tone lighting
- » plain wood back
- » 1 fixed shelf in buffet
- » Hardware: A006 (A)

Options:

- » mullions in doors with plain glass*
- » wood shelves (no lights)
- » shiplap back*

Buffet Only:

#31022 - 36" 2-door buffet
36" W x 19 3/8" D x 34" H

#31023 - 45" 2-door buffet
45" W x 19 3/8" D x 34" H

More
pieces in
this style.

For more Shaker
Chairs see pages
154-155.



Shaker Bench
(pg. 166)



Valley Shaker Corner Hutch
(pg. 188)



Valley Shaker Server
(pg. 189)

*additional cost

Warren Collection

Simplicity with a twist. The Warren Collection will give you the refreshing minimalism you need while maintaining some unique design variations.





Valley Shaker Table

#21005 42" x 66" Valley Shaker Table shown in Cherry.

Available in Brown Maple, Cherry, Maple, Oak, Quartersawn White Oak.

Standard Features:

- » #25 top (#21005)
- » 12" wide leaves
- » 2 1/2" wide skirting
- » #100 edge
- » non-gear wood slide
- » self-storing leaves (see chart on pg. 213)
- » 2 3/4" #1006 legs

Options:

- » #10 top (#21006) (self-storing chart pg. 216)
- » #5 top (#21007)
- » see leg options (pg. 194)* - any 2 3/4" leg is no upcharge
- » see edge options (pg. 193)

Available in Sizes:

- » 36" - 60" W x 36" - 72" L (6" increments)

Leaves: up to 14



Warren Chairs

Shown in Cherry.

Available in Brown Maple, Cherry, Oak.

#11344 Warren Side Chair

19 3/4" W x 43" H

#11345 Warren Arm Chair

24 1/4" W x 43" H

Standard Features:

- » wood seats

Options:

- » fabric seats*
- » leather seats*



Warren Corner Hutch

#31040 25" Warren Corner Hutch shown in Cherry.

Available in Brown Maple, Cherry, Maple, Oak, Quartersawn White Oak.

#31040 - 25" 2-door corner

25" wall space x 35 1/2" W x 80 3/4" H

#31041 - 30" 2-door corner

30" wall space x 42 1/4" W x 80 3/4" H

Standard Features:

- » plain glass
- » glass shelves
- » LED puck lighting
- » touch tone lighting
- » plain wood back
- » 1 adjustable shelf in bottom
- » Hardware: A025 (A)

Options:

- » long doors in top instead of center opening*
- » long doors in bottom instead of the drawer front*
- » wood shelves (no lights)
- » shiplap back*



Warren Hutch

#31035 62" Warren Hutch shown in Cherry.

Available in Brown Maple, Cherry, Maple, Oak, Quartersawn White Oak.

#31034 - 54" 2-door hutch & buffet

54" W x 19 3/8" D x 84" H

#31035 - 62" 3-door hutch & buffet

62" W x 19 3/8" D x 84" H

#31036 - 72" 4-door hutch & buffet

72" W x 19 3/8" D x 84" H

Buffet Only:

#31037 - 51" buffet

50 5/8" W x 19 3/8" D x 34" H

#31038 - 59" buffet

59" W x 19 3/8" D x 34" H

#31039 - 69" buffet

69" W x 19 3/8" D x 34" H

Standard Features:

- » plain glass
- » glass shelves
- » LED puck lighting
- » touch tone lighting
- » plain wood back
- » 1 adjustable shelf behind buffet doors
- » Hardware: A025 (A)

Options:

- » wood shelves (no lights)
- » shiplap back*



Warren Server

#31042 65" Warren Server shown in Cherry.

Available in Brown Maple, Cherry, Maple, Oak, Quartersawn White Oak.

#31042 - 65" server

65" W x 20 1/8" D x 38" H

Standard Features:

- » 1 adjustable shelf behind doors
- » Hardware: A025 (A)

Wellington Collection

A simple, utilitarian design counterbalanced with decorative touches like molding and beadboard. Enjoy the casual sophistication that brings robust depth to any environment.





Wellington Table

#20005 42" x 72" Wellington Table shown in Cherry.
Available in Brown Maple, Maple, Oak, Quartersawn White Oak, Rustic Cherry.

Standard Features:

- » #30 top (#20005)
- » 18" wide leaves
- » 1 1/2" thick plank top
- » breadboard ends on table and leaves
- » 3 1/2" wide skirting
- » #105 edge
- » non-gear wood slide
- » self-storing leaf (see chart on pg. 220)
- » 2 3/4" #1007 legs
- » distressed
- » low sheen finish

Options:

- » see leg options (pg. 194)*

Available in Sizes:

- » 42" - 48" W x 54" - 72" L (6" increments)

Leaves: up to 2



Wellington Table plank detail



Wellington Chairs

Shown in Cherry.
Available in Brown Maple, Cherry, Maple, Oak, Quartersawn White Oak.

#11326 Wellington Side Chair

19 3/4" W x 38" H

#11327 Wellington Arm Chair

24 1/2" W x 38" H

Standard Features:

- » wood seats

Options:

- » fabric seats*
- » leather seats*



Wellington Hutch

#30019 62" Wellington Hutch shown in Cherry.
Available in Brown Maple, Cherry, Maple, Oak, Quartersawn White Oak.

#30019 - 62" hutch & buffet

62" W x 19 5/8" D x 84 1/2" H

Buffet Only:

#30020 - 57" buffet

57" W x 19 5/8" D x 34 1/4" H

Standard Features:

- » wood shelves (no lights)
- » plain wood back
- » 1 adjustable shelf in buffet
- » Hardware: A006 (A)
- » distressed
- » low sheen finish

Options:

- » sliding glass doors with beveled glass*
- » glass shelves
- » LED puck lighting with touch tone lighting*
- » shiplap back*



#30019 62" Wellington Hutch shown in Cherry with optional sliding glass doors and beveled glass.

More
pieces in
this style.



Wellington Bench (pg. 167)

*additional cost

Whitby Collection

The Whitby set has scale that isn't found in most other dining sets. The large and exaggerated turned legs, the majestic captains chairs, and the tall stately looking cabinets will do a great job of filling a large room.





Whitby Table

#27032 42" x 72" Whitby Table shown in Oak.
Available in Brown Maple, Cherry, Maple, Oak,
Quartersawn White Oak.


Standard Features:

- » #15 top (#27032)
- » 12" wide leaves
- » 1 1/2" thick v-grooved top
- » 3 1/2" wide curved skirting
- » #110 edge
- » non-gear wood slide
- » self-storing leaves (see chart on pg. 227)
- » 4" #2810 legs

Available in Sizes:

- » 42" - 48" W x 60" - 72" L (6" increments)

Leaves: up to 4



Whitby Table top detail



Whitby Chair

Shown in Oak.

Available in Brown Maple, Cherry, Maple, Oak,
Quartersawn White Oak.

#17610 Whitby Side Chair

20 3/16" W x 39" H

Standard Features:

- » fabric back and seat

Options:

- » leather back and seat*
- » COM: 1 1/2 yds. (where no placement is required)



Whitby Upholstered Arm Chair

Available only in Oak.

#17611 Whitby Arm Chair

27 1/8" W x 46 3/16" H

Standard Features:

- » fabric upholstery
- » springs in seat

Options:

- » leather upholstery*
- » COM: 6 yds. (where no placement is required)



Whitby Hutch

#37070 38" Left Hinge Whitby Hutch shown in Oak.

Available in Brown Maple, Cherry, Maple, Oak,
Quartersawn White Oak.

#37069 38" right hinge hutch & buffet (right side facing)

38" W X 25" D X 88" H

#37070 38" left hinge hutch & buffet (left side facing)

38" W X 25" D X 88" H

Buffet Only:

#37071 - 33" buffet

33" W X 22 15/16" D X 36" H

Standard Features:

- » plain glass
- » wood shelves (no lights)
- » serving pullout in base
- » plain wood back
- » Hardware: B105 on drawers and doors (B), A034 on pullout (A)

Williamsburg Collection

Natural and hand hewn, the Williamsburg Collection is for everyone who prefers loafers to dress shoes, and who appreciates the warmth and sincerity solid wood furniture brings to a home.





Williamsburg Table

#20006 42" x 72" Williamsburg Table shown in Cherry.
Available in Brown Maple, Cherry, Maple, Oak,
Quartersawn White Oak.

Standard Features:

- » #30 top (#20006)
- » breadboard ends which open for 16" wide leaves
- » 2" thick edge
- » grain lengthwise
- » #155 edge
- » Williamsburg Base

Options:

- » Mansfield base (see pg. 141)
- » Walden base (see pg. 141)
- » 1 chair fits between base on 60" and 66" long tables
- » 2 chairs fit between base on 72", 78" and 84" long tables

Available in Sizes:

- » 42" - 48" W x 60" - 84" L (6" increments)

Leaves: solid top or 16" wide leaf on each end



Williamsburg Chairs

Shown in Cherry.
Available in Brown Maple, Cherry, Oak.

#11342 Williamsburg Side Chair
19 3/4" W x 46" H

#11343 Williamsburg Arm Chair
24 1/2" W x 46" H

Standard Features:

- » wood seats

Options:

- » fabric seats*
- » leather seats*



Williamsburg Hutch

#30021 62" Williamsburg Hutch shown in Cherry.
Available in Brown Maple, Cherry, Maple, Oak,
Quartersawn White Oak.

#30021 - 62" hutch & buffet
62" W x 21" D x 75 1/4" H

Buffet Only:

#30022 - 59" buffet
59" W x 19 1/2" D x 41" H

Standard Features:

- » seeded glass
- » glass shelf
- » LED puck lighting
- » touch tone lighting
- » plain wood back
- » 1 adjustable shelf behind buffet doors
- » Hardware: B107 on doors and small drawers, B110 on drawers (B)

Options:

- » shiplap back*



Williamsburg Sideboard

#30023 59" Williamsburg Sideboard shown in Cherry.
Available in Brown Maple, Cherry, Maple, Oak,
Quartersawn White Oak.

#30023 - 59" sideboard
59" W x 19 1/2" D x 32 1/2" H

Standard Features:

- » 1 adjustable shelf behind doors
- » Hardware: B107 on doors, B110 on drawers (B)

More
pieces in
this style.



Williamsburg Bench (pg. 167)



Williamsburg Hutch with Leaf Storage
(pg. 191)

*additional cost

SQUARE ONE // COLLECTIONS

Express your style with our customizable **Square One Collections**. Build your unique collection in a few easy steps. With over 14 million possible combinations, you can be sure to find a fine-crafted set at a reasonable price. Its your life. Design it.



Square One Leg Table
#27034 42" x 54" Square One Leg Table shown in Brown Maple.

Size: 42" x 54" with 2 - 12" leaves

Table Top Shape: #30

Edge: #110

Leg: #1007-30

Wood Species: Brown Maple

Finish: S077 Dark Knight

Benson Chair

Shown in Brown Maple with optional fabric seats.

#11014 Benson Side Chair
18 1/2" W x 38" H

Standard Features:

- » wood seats



Square One Leg Table
#27034 42" x 54" Square One Leg Table shown in Brown Maple.

Size: 42" x 54" with 2 - 12" leaves

Table Top Shape: #30

Edge: #120

Leg: #Q944-30

Wood Species: Brown Maple

Finish: Table top and chair seat - S003 Coffee Finish, Table legs & chairs - S011 Black Paint

Darby Chair

Shown in Brown Maple.

#11016 Darby Side Chair
18 1/2" W x 38" H

Standard Features:

- » wood seats



Square One Leg Table

#27034 42" x 54" Square One Leg Table shown in Oak.

Size: 42" x 54" with 2 - 12" leaves

Table Top Shape: #25

Edge: #100

Leg: #16-30

Wood Species: Oak

Finish: S002 Asbury

Logan Chair

Shown in Oak.

#11018 Logan Side Chair

18 1/2" W x 38" H

Standard Features:

» wood seats



Square One Pedestal Table

#27035 48" Square One Pedestal Table shown in Brown Maple and Oak.

Size: 48" with 2 - 12" leaves

Table Top Shape: #5

Edge: #050

Pedestal Base: #SP5

Wood Species: Table top and chair seat - Oak, Table base & Chair - Brown Maple

Finish: Table top and chair seat - S006 Mercury, Table base & Chair - S080 Reverence Paint

Wayside Chair

Shown in Brown Maple and Oak.

#11020 Wayside Side Chair

18 1/2" W x 38" H

Standard Features:

» wood seats



Square One Leg Table

#27034 42" x 54" Square One Leg Table shown in Brown Maple.

Size: 42" x 54" solid top

Table Top Shape: #30

Edge: #120

Leg: #1062-30

Wood Species: Brown Maple

Finish: S088 Acorn

Taylor Chair

Shown in Brown Maple with optional fabric seats.

#11022 Taylor Side Chair

18 1/2" W x 38" H

Standard Features:

- » wood seats



Square One Pedestal Table

#27035 48" Square One Pedestal Table shown in Brown Maple.

Size: 48" solid top

Table Top Shape: #5

Edge: #110

Base: #SP6

Wood Species: Brown Maple

Finish: Table top and chairs -

S006 Mercury Finish, Table base -

S080 Reverence Paint

Wayside Chair

Shown in Brown Maple with optional fabric seats.

#11020 Wayside Side Chair

18 1/2" W x 38" H

Standard Features:

- » Wood seats



Square One Pedestal Table

#27035 48" X 72" Square One Pedestal Table shown in Cherry.

Size: 48" x 72" with 2 - 12" leaves
Table Top Shape: #30
Edge: #110
Base: DP20
Wood Species: Cherry
Finish: S051 Acres

Benson Chair

Shown in Cherry with optional fabric seats.

#11014 Benson Side Chair
 18 1/2" W x 38" H

Standard Features:

- » wood seats



Square One Pedestal Table

#27035 48" Square One Pedestal Table shown in Brown Maple.

Size: 48" with 2 - 12" leaves
Table Top Shape: #5
Edge: #110
Base: SP23
Wood Species: Brown Maple
Finish: S006 Mercury

Wayside Chair

Shown in Brown Maple with optional fabric seats.

#11020 Wayside Side Chair
 18 1/2" W x 38" H

Standard Features:

- » Wood seats

SQUARE ONE // LEG TABLE

Simply follow the numbered steps to design your very own dining room leg table! Hundreds of leg tables can be created with these easy-to-understand options. All #27034 Square One leg tables will feature a 1" thick top, 12" wide leaves, 2 1/2" wide skirting and non-gear wood slides.


1

CHOOSE A TABLE SIZE


36" x 36"	Solid Top
36" x 36"	2 - 12" leaves
36" x 42"	Solid Top
36" x 42"	2 - 12" leaves
36" x 48"	Solid Top
36" x 48"	2 - 12" leaves
36" x 54"	Solid Top
36" x 54"	2 - 12" leaves
36" x 60"	Solid Top
36" x 60"	2 - 12" leaves
36" x 66"	Solid Top
36" x 66"	2 - 12" leaves
36" x 66"	4 - 12" leaves
42" x 42"	Solid Top
42" x 42"	2 - 12" leaves
42" x 48"	Solid Top
42" x 48"	2 - 12" leaves
42" x 54"	Solid Top
42" x 54"	2 - 12" leaves
42" x 60"	Solid Top
42" x 60"	2 - 12" leaves
42" x 66"	Solid Top
42" x 66"	2 - 12" leaves
42" x 66"	4 - 12" leaves
42" x 72"	Solid Top
42" x 72"	2 - 12" leaves
42" x 72"	4 - 12" leaves
48" x 48"	Solid Top
48" x 48"	2 - 12" leaves
48" x 54"	Solid Top
48" x 54"	2 - 12" leaves
48" x 60"	Solid Top
48" x 60"	2 - 12" leaves
48" x 66"	Solid Top
48" x 66"	2 - 12" leaves
48" x 66"	4 - 12" leaves
48" x 72"	Solid Top
48" x 72"	2 - 12" leaves
48" x 72"	4 - 12" leaves
54" x 54"	Solid Top
60" x 60"	Solid Top

2


CHOOSE A TABLE TOP SHAPE



#15



#25



#30



#35




#40



#80

3

CHOOSE A TABLE EDGE



#050



#060



#100
(1/2" Round)



#110
(1/8" Round)



#120
(1 5/8" Beveled)



#130



#140



#170

4

CHOOSE A TABLE LEG

LEVEL 1 LEG



#16-30
#16-36



#1007-30
#1007-36



#1327-30
#1327-36



#1404-30
#1404-36



#2012-30
#2012-36



#2310-30
#2310-36



#1062-30
#1062-36



#Q994-30
#Q994-36

LEVEL 2 LEG (additional cost; see price list)



#1006-3.5-30
#1006-3.5-36



#3166-30
#3166-36



#3305-30
#3305-36



#6400-30
#6400-36


36" high legs available at additional cost
(see price list)

SELF-STORING FOR SQUARE ONE TABLES

Due to the number of variables in table sizes, top shapes, and number of leaves, we can't guarantee self-storing abilities on the Square One tables. We do, however, make self-storing a priority when possible. If a leaf will self-store without apron, we will automatically keep the apron off unless otherwise specified on your purchase order. The self-storing ability of each table will be specified on your confirmation.

5

CHOOSE A WOOD SPECIES



Brown Maple (BM)



Cherry (C)



Oak (O)



Rustic Cherry (RC)



Wormy Maple (WM)
(table top only)

See page 203
for more details
on these wood
species.

6

CHOOSE A COLOR

Choose top color &
base color
(2-tone is no
upcharge)

Please see your in-store
samples or our website
for a complete list of
color options.

SAMPLE OF LEG TABLE CREATED
USING THE SQUARE ONE PROGRAM

Table #27034

- 1. Size: 42" x 54" 2 - 12" leaves
- 2. Table Top Shape: #25
- 3. Edge: #100
- 4. Legs: #1404-30
- 5. Wood Species: Brown Maple (BM)
- 6. Color: Top - S058 Barley, Base - S011 Black Paint with Antique Wear Through



SQUARE ONE // PEDESTAL TABLE

Simply follow the numbered steps to design your very own dining room table! Hundreds of pedestal tables can be created with these easy-to-understand options. All #27035 Square One pedestal tables will feature a 1" thick top, 12" wide leaves, 2 1/4" wide skirting and a gear equalizing wood slide.

1

CHOOSE A TABLE SIZE

36" x 36"	Solid Top	single
36" x 36"	2 - 12" leaves	single
36" x 42"	Solid Top	single
36" x 42"	2 - 12" leaves	single
36" x 48"	Solid Top	single
36" x 48"	2 - 12" leaves	single
36" x 54"	Solid Top	single
36" x 54"	2 - 12" leaves	single
36" x 60"	Solid Top	single
36" x 60"	2 - 12" leaves	single
36" x 66"	Solid Top	double
36" x 66"	2 - 12" leaves	double
36" x 66"	4 - 12" leaves	double
42" x 42"	Solid Top	single
42" x 42"	2 - 12" leaves	single
42" x 48"	Solid Top	single
42" x 48"	2 - 12" leaves	single
42" x 54"	Solid Top	single
42" x 54"	2 - 12" leaves	single
42" x 60"	Solid Top	single
42" x 60"	2 - 12" leaves	single
42" x 66"	Solid Top	double
42" x 66"	2 - 12" leaves	double
42" x 66"	4 - 12" leaves	double
42" x 72"	Solid Top	double
42" x 72"	2 - 12" leaves	double
42" x 72"	4 - 12" leaves	double
48" x 48"	Solid Top	single
48" x 48"	2 - 12" leaves	single
48" x 54"	Solid Top	single
48" x 54"	2 - 12" leaves	single
48" x 60"	Solid Top	single
48" x 60"	2 - 12" leaves	single
48" x 66"	Solid Top	double
48" x 66"	2 - 12" leaves	double
48" x 66"	4 - 12" leaves	double
48" x 72"	Solid Top	double
48" x 72"	2 - 12" leaves	double
48" x 72"	4 - 12" leaves	double
54" x 54"	Solid Top	single
60" x 60"	Solid Top	single

2


CHOOSE A TABLE TOP SHAPE



#5




#10



#15




#20



#30



#35



#40

3

CHOOSE A TABLE EDGE



#050



#060



#100
(1/2" Round)



#110
(1/8" Round)



#120
(1 5/8" Beveled)



#130



#140



#170

4

CHOOSE A PEDESTAL BASE

LEVEL 1 BASE



SP2

DP2



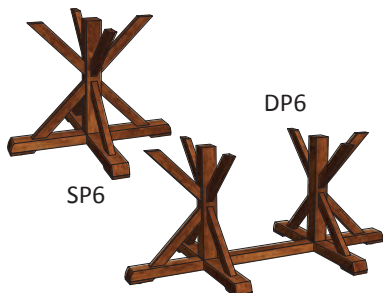
SP3

DP3



SP5

DP5



SP6

DP6

SELF-STORING FOR SQUARE ONE TABLES

Due to the number of variables in table sizes, top shapes, and number of leaves, we can't guarantee self-storing abilities on the Square One tables. We do, however, make self-storing a priority when possible. If a leaf will self-store without apron, we will automatically keep the apron off unless otherwise specified on your purchase order. The self-storing ability of each table will be specified on your confirmation.

5

CHOOSE A WOOD SPECIES

6

CHOOSE A COLOR

LEVEL 2 BASE
(additional cost; see price list)



SP20 DP20






SP21 DP21



SP22 DP22



SP23 DP23



See page 203
for more details
on these wood
species.

**Choose top color &
base color
(2-tone is no
upcharge)**

Please see your in-store
samples or our website
for a complete list of
color options.

SQUARE ONE // CHAIRS

Simply follow the numbered steps to order your very own dining room chairs! A huge variety of chair styles can be created using these easy-to-understand options.

1

CHOOSE
A CHAIR



Benson Chair

Shown in Brown Maple with optional fabric seats.

#11014 Benson Side Chair
18 1/2" W x 38" H

Standard Features:
» wood seats



Darby Chair

Shown in Brown Maple.

#11016 Darby Side Chair
18 1/2" W x 38" H

Standard Features:
» wood seats



Logan Chair

Shown in Oak.

#11018 Logan Side Chair
18 1/2" W x 38" H

Standard Features:
» wood seats



Aspen Chair

Shown in Brown Maple.

#14002 Aspen Side Chair with Shaker Leg
19 1/2" W x 33 1/2" H

Standard Features:
» wood seats



Coventry Chairs

Shown in Brown Maple.

#10138 Coventry Side Chair
20 1/4" W x 41" H
#10139 Coventry Arm Chair
20 3/4" W x 41" H

Standard Features:
» wood seats
» chair cannot be two-toned
» not available with upholstered seats
» not available with Wormy Maple seat



Deron Chairs

Shown in Brown Maple with optional fabric seats.

#14004 Deron Side Chair
18 1/4" W x 37 1/2" H
#14005 Deron Arm Chair
21 3/4" W x 37 1/2" H

Standard Features:
» wood seats



Heritage Chairs


Shown in Cherry.

#11324 Heritage Side Chair
19 5/8" W x 42" H
#11325 Heritage Arm Chair
24 1/4" W x 42" H

Standard Features:
» wood seats

2

CHOOSE A
WOOD SPECIES



Brown Maple (BM)



Cherry (C)



Oak (O)



Taylor Chair

Shown in Brown Maple with optional fabric seats.

#11022 Taylor Side Chair
18 1/2" W x 38" H

Standard Features:
» wood seats



Wayside Chair

Shown in Brown Maple.

#11020 Wayside Side Chair
18 1/2" W x 38" H

Standard Features:
» wood seats



Portland Chairs

Shown in Oak.

#12008 Portland Side Chair
17 3/4" W x 39 3/4" H

#12009 Portland Arm Chair
23" W x 39 3/4" H

Standard Features:
» wood seats



Shaker Chairs

Shown in Cherry.

#11316 Shaker Side Chair
19 3/4" W x 42" H

#11317 Shaker Arm Chair
25 3/4" W x 42" H

Standard Features:
» wood seats



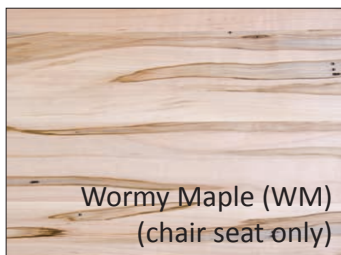
Wellington Chairs

Shown in Cherry.

#11326 Wellington Side Chair
19 3/4" W x 38" H

#11327 Wellington Arm Chair
24 1/2" W x 38" H

Standard Features:
» wood seats



Wormy Maple (WM)
(chair seat only)

See page 203 for more details on these wood species.

3

CHOOSE A COLOR

Choose your chair color.

Please see your in-store samples or our website for a complete list of color options.

4

CHOOSE A SEAT

Choose a wood, fabric* or leather* seat (*additional cost)

Please see your in-store samples or our website for a complete list of upholstery options.

SQUARE ONE // HUTCHES

Simply follow the numbered steps to design your very own hutch! Hundreds of hutches can be created with these easy-to-understand options.

1

CHOOSE
A BUFFET

2 SECTION CONFIGURATIONS AND NUMBERS
36" W x 19 3/8" D x 34" H



3 SECTION CONFIGURATIONS AND NUMBERS
50 3/4" W x 19 3/8" D x 34" H



4 SECTION CONFIGURATIONS AND NUMBERS
69" W x 19 3/8" D x 34" H



2

To turn your buffet into a hutch:
CHOOSE A HUTCH TOP

2 SECTION CONFIGURATIONS AND NUMBERS
39" W x 19 3/8" D x 84" H (overall size - including buffet)



3 SECTION CONFIGURATIONS AND NUMBERS
54" W x 19 3/8" D x 84" H (overall size - including buffet)



4 SECTION CONFIGURATIONS AND NUMBERS
72" W x 19 3/8" D x 84" H (overall size - including buffet)



3

CHOOSE A
DOOR STYLE

*Glass doors in top, wood
doors in buffet*



ARP Door
Arched Raised Panel



CRP Door
Cathedral Raised Panel



TRP Door
Traditional Raised Panel



CSH Door
Country Square Hardwood

STANDARD FEATURES FOR ALL SQUARE ONE HUTCHES

- » beveled glass
- » glass shelves
- » can lights
- » touch tone lighting
- » plain wood back
- » 1 adjustable shelf behind buffet doors

4

CHOOSE A MOLDING



307 Molding



341 Dentil Molding



1363 Rope Molding



1336 Molding



Shaker Molding

5

CHOOSE A FOOT



Clock Foot



Closed Base



Turned Foot



Shaker Foot


6

CHOOSE HARDWARE

You may select any hardware from category A

7

CHOOSE A WOOD SPECIES




Brown Maple (BM)



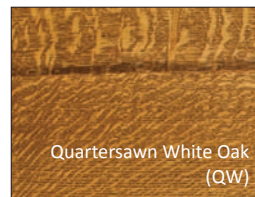
Cherry (C)



Maple (M)



Oak (O)



Quartersawn White Oak (QW)



Wormy Maple (WM)
(Buffet top and Hutch top only)

8

CHOOSE A COLOR

Choose your color.

Please see your in-store samples or our website for a complete list of color options.

SAMPLE OF A HUTCH CREATED USING THE SQUARE ONE PROGRAM:



1. Base: #37038
2. Top: #37034
3. Door: CSH
4. Molding: Shaker Molding
5. Foot: Shaker Foot
6. Hardware: A025
7. Wood Species: Cherry (C)
8. Color: S002 Asbury

See page 203 for more details on these wood species.

TABLES

Find the specs and information about your new favorite table here. Mix and match tables from this section with individual chairs and cabinets to get that perfectly eclectic mix that you're looking for.

Ambassador Table.....	125	Lexington Gathering Table.....	131	Soho Table.....	137
Arvada Table.....	125	Liberty Mission Gathering Table	131	Sonoma Table.....	138
Aspen Table.....	125	Liberty Mission Table	131	Sydney Table	138
Bedford Table	125	Lincoln Table.....	131	Tillson Table.....	138
Bentley Table	125	Luxembourg Table	132	Tribeca Table	138
Birmingham Table.....	125	Madison Double Base Table (solid top)	132	Turned Double Pedestal Table	139
Bordeaux Table.....	126	Madison Double Base Table (with leaves) 132		Turned Single Pedestal Table.....	139
Branson Table.....	126	Madison Single Base Table (solid top)	132	Tuscany Table.....	140
Brentwood Table.....	126	Madison Single Base Table (with leaves) . 132		Uptown Table	140
Cabot Table	126	Manchester Double Pedestal Table.....	133	Urban Table	140
Cambridge Table	126	Manchester Single Pedestal Table	133	Valley French Table	140
Carlisle Table	127	McKinley Table	133	Valley Shaker Table	140
Chateau Table	127	Mission Double Pedestal Table	133	Wellington Table	141
Classic Mission Table	127	Mission Single Pedestal Table.....	133	Whitby Table	141
Concord Table	127	Mission Table	134	Williamsburg Table	141
Drop Leaf Leg Table	127	Montecito Table	134		
Drop Leaf Single Pedestal Table	127	North Union Table.....	134		
Easton Table.....	128	Olivia Table	134		
Edinburgh Double Base Table	128	Parker Table	134		
Edinburgh Single Base Table	128	Peggs Table.....	135		
Emerson Table.....	128	Provence Table.....	135		
Estate Table.....	128	Pub Leg Table.....	135		
Florentino Double Pedestal Table.....	128	Pub Single Pedestal Table.....	135		
Florentino Single Pedestal Table	129	Queen Anne Fancy Table	135		
Gatherings Double Pedestal Table	129	Queen Anne Table	135		
Gatherings Single Pedestal Table	129	Refectory Table.....	136		
Grand Mesa Table	129	Richmond Double Base Table	136		
Hamilton Mission Double Pedestal Table . 129		Richmond Glass Top Table.....	136		
Hamilton Mission Single Pedestal Table... 129		Richmond Wood Top Table.....	136		
Hartford Table	130	Riviera Double Pedestal Table	136		
Heritage Double Pedestal Table	130	Riviera Single Pedestal Table	136		
Heritage Single Pedestal Table	130	Rochester Table (solid top).....	137		
Hill House Elliptical Table	130	Rochester Table (with leaves)	137		
Hill House Trestle Table.....	130	Santa Fe Table	137		
Kennedy Table.....	130	Sawyer Table	137		
Kensington Table	131	Sequoia Table.....	137		





Ambassador Table

#27013 42" x 66" Ambassador Table shown in Oak.
Available in Brown Maple, Cherry, Maple, Oak,
Quartersawn White Oak.

Standard Features:

- » #60 top (#27013)
- » 12" wide leaves
- » 3 1/2" wide skirting with groove
- » #140 edge
- » non-gear wood slide
- » self-storing leaves (see chart on pg. 214)
- » 3 1/2" #1224 legs

Options:

- » see leg options (pg. 194)*
- » see edge options (pg. 193)

Available in Sizes:

- » 36" - 48" W x 36" - 72" L (6" increments)

Leaves: up to 4



Arvada Table

#23017 42" x 84" Arvada Table shown in Oak.
Available in Brown Maple, Cherry, Maple, Oak,
Quartersawn White Oak.

Standard Features:

- » #30 top (#23017)
- » 18" wide leaf on each end
- » 1 1/2" thick top
- » grain lengthwise
- » no skirting
- » #110 edge

Available in Sizes:

- » 42" - 48" W x 66" - 84" L (6" increments)

Leaves: 18" leaf on each end



Aspen Table

#24007 42" x 66" Aspen Table shown in Cherry.
Available in Brown Maple, Cherry, Maple, Oak,
Quartersawn White Oak.

Standard Features:

- » #80 top (#24007)
- » 12" wide leaves
- » 2 1/2" wide skirting
- » #110 edge
- » non-gear wood slide
- » self-storing leaves (see chart on pg. 207)
- » 2 1/2" #Q994 legs

Options:

- » see leg options (pg. 194)*
- » see edge options (pg. 193)

Available in Sizes:

- » 42" - 48" W x 54" - 72" L (6" increments)

Leaves: up to 4



Bedford Table

#23021 46" x 72" Bedford Table shown in
Brown Maple.
Available in Brown Maple, Cherry, Oak,
Rustic Cherry.

Standard Features:

- » #30 top (#23021)
- » 18" wide leaves
- » 1 1/4" thick top
- » 3 1/2" wide skirting
- » #110 edge
- » non-gear wood slide
- » self-storing leaves (see chart on pg. 227)
- » 4" #2013 legs

Options:

- » see leg options (pg. 194)*

Available in Sizes:

- » 38" - 46" W x 60" - 72" L (6" increments)

Leaves: up to 2



Bentley Table

#24017 48" x 72" Bentley Table shown in Oak and
Brown Maple.
Available in Brown Maple, Cherry, Maple, Oak,
Quartersawn White Oak.

Standard Features:

- » #30 top
- » 2 - 20" wide leaves
- » 3 1/2" wide molded skirting
- » #110 edge
- » ball bearing slides
- » self-storing butterfly leaves
- » 1 chair fits between base on 66" long tables
- » 2 chairs fit between base on 72" long tables

Available in Sizes:

- » 42" and 48" W x 66" and 72" L

Leaves: 2



Birmingham Table

#23000 84" Birmingham Table shown in Cherry with
optional #23011 lazy susan.
Available in Brown Maple, Cherry, Maple, Oak,
Quartersawn White Oak.

Standard Features:

- » solid top
- » #5 top (#23000)
- » 3" wide skirting
- » #140 edge

Options:

- » see edge options (pg. 193)

Available in Sizes:

- » 66" Round to 84" Round (6" increments)

Lazy Susan (#23011)

Standard Features:

- » no railing
- » #140 edge

Options:

- » see edge options (pg. 193)

Available in Sizes:

- » 36" Round and 42" Round



Bordeaux Table

#24018 42" x 84" Bordeaux Table shown in Wormy Maple.
Available in Rustic Cherry, Rustic Walnut, Wormy Maple.

Standard Features:

- » 1 5/8" thick live edge top (width may vary)
- » solid top
- » grain lengthwise
- » no skirting
- » silver powder-coated metal base

Options:

- » X metal base*
- » Eclipse metal base*
- » all bases are available in silver, matte black or sungold

Available in Sizes:

- » 42" - 48" W x 72" - 96" L



Matte black metal base



Sungold metal base



Eclipse metal base*



X metal base*



Branson Table

#20009 48" x 78" Branson Table shown in Oak.
Available in Brown Maple, Cherry, Maple, Oak, Quartersawn White Oak.

Standard Features:

- » #30 top (#20009)
- » 12" wide leaves
- » 1 1/2" thick millsawn top
- » 3 1/2" wide skirting
- » #110 edge
- » non-gear wood slide
- » self-storing leaves (see chart on pg. 208)
- » 5" Branson legs

Options:

- » no millsawn texture**

Available in Sizes:

- » 42" - 60" W x 54" - 84" L (6" increments)

Leaves: 2 and 4

Branson Table millsawn detail



Brentwood Table

#24006 42" x 72" Brentwood Table shown in Cherry.
Available in Brown Maple, Cherry, Maple, Oak, Quartersawn White Oak.

Standard Features:

- » #30 top (#24006)
- » 12" wide leaves
- » 2 1/2" wide skirting
- » #110 edge
- » non-gear wood slide
- » self-storing leaves (see chart on pg. 224)
- » 2 3/4" #1304 legs

Options:

- » see leg options (pg. 194)*

Available in Sizes:

- » 36" - 60" W x 36" - 72" L (6" increments)

Leaves: up to 4



Cabot Table

#24015 42" Cabot Table shown in Cherry.
Available in Brown Maple, Cherry, Oak, Rustic Cherry.

Standard Features:

- » #5 top (#24015)
- » 18" wide leaf
- » 2 1/4" wide skirting
- » #110 edge
- » gear equalizing wood slide

Options:

- » see edge options (pg. 193)

Available in Sizes:

- » 42" round to 48" round

Leaves: 1



Cambridge Table

#24020 42" x 78" Cambridge Table shown in Rustic Oak.
Available in Brown Maple, Rustic Cherry, Rustic Oak.

Standard Features:

- » #30 top (#24020)
- » solid top
- » 1 1/2" thick planked top
- » grain lengthwise
- » 2 1/2" wide skirting
- » #110 edge

Available in Sizes:

- » 42" - 48" W x 72" - 84" L (6" increments)



Carlisle Table

#25000 42" x 66" Carlisle Table shown in Cherry.
Available in Brown Maple, Cherry, Maple, Oak,
Quartersawn White Oak.

Standard Features:

- » #25 top (#25000)
- » 12" wide leaves
- » 2 1/2" wide skirting
- » #100 edge
- » non-gear wood slide
- » self-storing leaves (see chart on pg. 224)
- » 2 1/2" #Q871 legs

Options:

- » #10 top (#25001) (self-storing chart pg. 216)
- » #5 top (#25002)
- » see leg options (pg. 194)*
- » see edge options (pg. 193)

Available in Sizes:

- » 36" - 48" W x 36" - 72" L (6" increments)

Leaves: up to 4



Chateau Table

#23016 54" Chateau Table shown in Brown Maple.
Available in Brown Maple, Cherry, Maple, Oak,
Quartersawn White Oak.

Standard Features:

- » #5 top (#23016)
- » 12" wide leaves
- » 2 1/4" wide skirting
- » #110 edge
- » gear equalizing wood slide

Options:

- » see edge options (pg. 193)

Available in Sizes:

- » 48" Round to 60" Round (6" increments)

Leaves: up to 2



Classic Mission Table

#22000 48" x 72" Classic Mission Table shown
in Cherry.
Available in Brown Maple, Cherry, Maple, Oak,
Quartersawn White Oak.

Standard Features:

- » #35 top (#22000)
- » 12" wide leaves
- » diamond inlays
- » 2 1/2" wide bent skirting
- » #110 edge
- » gear equalizing wood slide
- » self-storing leaves (see chart on pg. 211)

Options:

- » no diamond inlays
- » see edge options (pg. 193)
- » 1 chair fits between base on 60" and 66" long tables
- » 2 chairs fit between base on 72" long tables

Available in Sizes:

- » 42" - 48" W x 60" - 72" L (6" increments)

Leaves: up to 4



Concord Table

#23001 54" Concord Table shown in Maple.
Available in Brown Maple, Cherry, Maple, Oak,
Quartersawn White Oak.

Standard Features:

- » #5 top (#23001)
- » 12" wide leaves
- » 2 1/4" wide skirting
- » #110 edge
- » gear equalizing wood slide
- » 4 folding support legs will be added to the 54" table with 3 leaves

Options:

- » see edge options (pg. 193)

Available in Sizes:

- » 42" Round to 60" Round (6" increments)

Leaves: up to 3



Drop Leaf Leg Table

#27019 42" x 42" Drop Leaf Leg Table shown
in Oak.
Available in Brown Maple, Cherry, Maple, Oak,
Quartersawn White Oak.

Standard Features:

- » #25 top (#27019)
- » 12" wide leaves
- » 9" drop leaves on 36" and 42" tables
- » 10" drop leaves on 48" tables
- » 2 1/2" wide skirting
- » #100 edge
- » non-gear wood slide
- » 2 3/4" #1006 legs

Options:

- » #15 top (#27033)
- » see leg options (pg. 194)*
- » see edge options (pg. 193)

Available in Sizes:

- » 36" - 48" W x 36" - 48" L (6" increments)

Leaves: up to 2



Drop Leaf Single Pedestal Table

#27018 42" x 42" Drop Leaf Single Pedestal Table
shown in Oak.
Available in Brown Maple, Cherry, Maple, Oak,
Quartersawn White Oak.

Standard Features:

- » #15 top (#27018)
- » 12" wide leaves
- » 9" drop leaves on 36" and 42" tables
- » 10" drop leaves on 48" tables
- » 2 1/4" wide skirting
- » #100 edge
- » gear equalizing wood slide
- » Turned single pedestal
- » Prince feet

Options:

- » #5 top (#27017)
- » Tulip pedestal*
- » see feet options (pg. 139)
- » see edge options (pg. 193)

Available in Sizes:

- » 36" - 48" W x 36" - 48" L (6" increments)

Leaves: up to 2



Easton Table

#24000 42" x 66" Easton Table shown in Cherry.
Available in Brown Maple, Cherry, Maple, Oak,
Quartersawn White Oak.

Standard Features:

- » #35 top (#24000)
- » 12" wide leaves
- » 2 1/2" wide bent skirting
- » #115 edge
- » non-gear wood slide
- » self-storing leaves (see chart on pg. 222)
- » 2 1/2" #Q994 legs

Options:

- » see leg options (pg. 194)*
- » see edge options (pg. 193)

Available in Sizes:

- » 36" - 48" W x 36" - 72" L (6" increments)

Leaves: up to 4



Edinburgh Double Base Table

#23020 48" x 72" Edinburgh Double Base Table
shown in Cherry.
Available in Brown Maple, Cherry, Maple, Oak,
Quartersawn White Oak.

Standard Features:

- » #10 top (#23020)
- » 12" wide leaves
- » 2 1/2" wide molded skirting
- » #110 edge
- » gear equalizing wood slide
- » self-storing leaves (see chart on pg. 206)
- » brass foot caps

Options:

- » see edge options (pg. 193)

Available in Sizes:

- » 42" - 48" W x 72" L

Leaves: up to 4



Edinburgh Single Base Table

#23019 54" Edinburgh Single Base Table shown
in Oak.
Available in Brown Maple, Cherry, Maple, Oak,
Quartersawn White Oak.

Standard Features:

- » #5 top (#23019)
- » 12" wide leaves
- » 2 1/2" wide molded skirting
- » #110 edge
- » gear equalizing wood slide
- » brass foot caps

Options:

- » see edge options (pg. 193)

Available in Sizes:

- » 42" round to 60" round (6" increments)

Leaves: up to 3



Emerson Table

#21010 42" Emerson Table shown in Brown Maple.
Available in Brown Maple, Cherry, Oak,
Rustic Cherry.

Standard Features:

- » #5 top (#21010)
- » 12" wide leaves
- » 2 1/4" wide skirting
- » #050 edge
- » gear equalizing wood slide


Options:

- » see edge options (pg. 193)

Available in Sizes:

- » 36" round to 54" round (6" increments)

Leaves: up to 2



Estate Table

#23002 42" x 66" Estate Table shown in Hickory.
Available in Brown Maple, Cherry, Hickory, Maple,
Oak, Quartersawn White Oak.

Standard Features:

- » #30 top (#23002)
- » 12" wide leaves
- » 3" wide reeded skirting
- » #120 edge
- » non-gear wood slide
- » self-storing leaves (see chart on pg. 224)
- » 3" #1449 legs

Options:

- » see leg options (pg. 194)*
- » see edge options (pg. 193)

Available in Sizes:

- » 36" - 48" W x 36" - 72" L (6" increments)

Leaves: up to 4



Florentino Double Pedestal Table

#23026 42" x 72" Florentino Double Pedestal Table
shown in Brown Maple with optional V-grooves in top.
Available in Brown Maple, Cherry, Oak, Rustic Cherry.

Standard Features:

- » #30 top (#23026)
- » breadboard ends open for 18" wide leaves
- » 1 1/4" thick top
- » no skirting
- » #110 edge

Options:

- » v-grooves in table top*

Available in Sizes:

- » 34" - 42" W x 60" - 72" L

Leaves: 2



Florentino Single Pedestal Table

#23025 54" Florentino Single Pedestal Table shown in Brown Maple.

Available in Brown Maple, Cherry, Oak, Rustic Cherry.

Standard Features:

- » #5 top (#23025)
- » 12" wide leaves
- » 1 1/4" thick top
- » 3" wide skirting
- » #110 edge
- » gear equalizing wood slide

Options:

- » v-grooves in table top*

Available in Sizes:

- » 42" round - 60" round (6" increments)

Leaves: up to 2




Gatherings Double Pedestal Table

#23023 42" x 68" Gatherings Double Pedestal Table shown in Brown Maple.

Available in Brown Maple, Cherry, Oak, Rustic Cherry.

Standard Features:

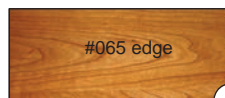
- » #85 top (#23023)
- » 12" wide leaves
- » 1 1/4" thick top
- » 2 1/4" wide skirting
- » #065 edge
- » gear equalizing wood slide
- » self-storing leaves (see chart on pg. 225)



Available in Sizes:

- » 42" W x 68" L

Leaves: up to 4



Gatherings Single Pedestal Table

#23022 54" Gatherings Single Pedestal Table shown in Brown Maple.

Available in Brown Maple, Cherry, Oak, Rustic Cherry.

Standard Features:

- » #5 top (#23022)
- » 12" wide leaves
- » 1 1/4" thick top
- » 2 1/4" wide skirting
- » #065 edge
- » gear equalizing wood slide

Available in Sizes:

- » 42" round to 60" round (6" increments)

Leaves: up to 2



Grand Mesa Table

#22001 54" Grand Mesa Table shown in Quartersawn White Oak.

Available in Brown Maple, Cherry, Maple, Oak, Quartersawn White Oak.

Standard Features:

- » #5 top (#22001)
- » 12" wide leaves
- » 2 1/4" wide skirting
- » #110 edge
- » gear equalizing wood slide
- » 36" Counter height base

Options:

- » 30" high base
- » 42" Bar height base
- » see edge options (pg. 193)

Available in Sizes:

- » 42" Round to 60" Round (6" increments)

Leaves: up to 2



Hamilton Mission Double Pedestal Table

#22004 42" x 66" Hamilton Mission Double Pedestal Table shown in Cherry.

Available in Brown Maple, Cherry, Maple, Oak, Quartersawn White Oak.

Standard Features:

- » #30 top (#22004)
- » 12" wide leaves
- » 2 1/2" wide skirting
- » #110 edge
- » gear equalizing wood slide
- » self-storing leaves (see chart on pg. 206)

Options:

- » see edge options (pg. 193)

Available in Sizes:

- » 36" - 48" W x 60" - 72" L (6" increments)

Leaves: up to 4



Hamilton Mission Single Pedestal Table

#22002 48" Hamilton Mission Single Pedestal Table shown in Quartersawn White Oak.

Available in Brown Maple, Cherry, Maple, Oak, Quartersawn White Oak.

Standard Features:

- » #5 top (#22002)
- » 12" wide leaves
- » 2 1/4" wide skirting
- » #110 edge
- » gear equalizing wood slide
- » 4 folding support legs will be added to the 54" table with 3 leaves

Options:

- » #30 top - will have 2 1/2" wide skirting (#22003) (self-storing chart pg. 212)
- » see edge options (pg. 193)

Available in Sizes:

- » 36" - 60" W x 36" - 60" L (6" increments)

Leaves: up to 3



Hartford Table

#22005 48" x 78" Hartford Table shown in Oak with 9 - 18" leaves (2 center bases). Available in Brown Maple, Cherry, Maple, Oak, Quartersawn White Oak.

Standard Features:

- » #40 top (#22005)
- » 18" wide leaves
- » 2 1/2" wide skirting
- » #110 edge
- » non-gear wood slide

Options:

- » see edge options (pg. 193)

Center Base Guide:

- » solid top-1 leaf: no center base
- » 2-4 leaves: 1 center base
- » 5-9 leaves: 2 center bases

Available in Sizes:

- » 42" and 48" W x 78" L

Leaves: up to 9



Heritage Double Pedestal Table

#21003 42" x 66" Heritage Double Pedestal Table shown in Cherry. Available in Brown Maple, Cherry, Maple, Oak, Quartersawn White Oak.

Standard Features:

- » #40 top (#21003)
- » 12" wide leaves
- » 2 1/2" wide skirting
- » #125 edge
- » gear equalizing wood slide
- » self-storing leaves (see chart on pg. 221)

Options:

- » see edge options (pg. 193)

Available in Sizes:

- » 36" - 48" W x 60" - 72" L (6" increments)

Leaves: up to 4



Heritage Single Pedestal Table

#21002 42" Heritage Single Pedestal Table shown in Maple. Available in Brown Maple, Cherry, Maple, Oak, Quartersawn White Oak.

Standard Features:

- » #5 top (#21002)
- » 12" wide leaves
- » 2 1/4" wide skirting
- » #125 edge
- » gear equalizing wood slide

Options:

- » #40 top - will have 2 1/2" wide skirting (#21001) (self-storing chart pg. 212)
- » see edge options (pg. 193)

Available in Sizes:

- » 36" - 60" W x 36" - 60" L (6" increments)

Leaves: up to 3



Hill House Elliptical Table

#22018 48" x 68" Hill House Elliptical Table shown in Cherry. Available in Brown Maple, Cherry, Oak, Quartersawn White Oak, Rustic Cherry.

Standard Features:

- » #75 top (#22018)
- » 12" wide leaves
- » 2 1/4" wide skirting
- » #070 edge
- » gear equalizing wood slide
- » self-storing leaves (see chart on pg. 225)

Options:

- » see edge options (pg. 193)

Available in Sizes:

- » 48" W x 68" L

Leaves: up to 4



Hill House Trestle Table

#22016 42" x 60" Hill House Trestle Table shown in Cherry. Available in Brown Maple, Cherry, Oak, Quartersawn White Oak, Rustic Cherry.

Standard Features:

- » #30 top (#22016)
- » 12" wide leaves
- » 2 1/2" wide skirting
- » #070 edge
- » gear equalizing wood slide
- » self-storing leaves (see chart on pg. 225)

Options:

- » see edge options (pg. 193)
- » 1 chair fits between base on 60" long tables
- » 2 chairs fit between base on 72" long tables

Available in Sizes:

- » 42" W x 60" L and 48" W x 72" L

Leaves: up to 4



Kennedy Table

#20008 48" Kennedy Table shown in Brown Maple. Available in Brown Maple, Cherry, Oak, Rustic Cherry.

Standard Features:

- » #5 top (#20008)
- » 12" wide leaves
- » 2 1/4" wide skirting
- » #110 edge
- » gear equalizing wood slide


Options:

- » see edge options (pg. 193)

Available in Sizes:

- » 42" round to 54" round (6" increments)

Leaves: up to 2





Kensington Table

#20001 54" Kensington Table shown in Rustic Cherry. Available in Brown Maple, Maple, Oak, Quartersawn White Oak, Rustic Cherry.

Standard Features:

- » #5 top (#20001)
- » 18" wide leaves
- » 1 1/2" thick plank top
- » breadboard ends in center of table and on leaves
- » solid top tables will not have any breadboard ends
- » 2 1/4" wide skirting
- » #105 edge
- » gear equalizing wood slide
- » distressed
- » low sheen finish

Available in Sizes:

- » 42" Round to 60" Round (6" increments)

Leaves: up to 2



Liberty Mission Table

#22006 36" x 60" Liberty Mission Table shown in Quartersawn White Oak. Available in Brown Maple, Cherry, Maple, Oak, Quartersawn White Oak.

Standard Features:

- » #30 top (#22006)
- » 12" wide leaves
- » 2 1/2" wide skirting
- » #110 edge
- » non-gear wood slide
- » self-storing leaves (see chart on pg. 224)
- » 3" #3802 legs

Options:

- » see leg options (pg. 194)*
- » see edge options (pg. 193)

Available in Sizes:

- » 36" - 48" W x 36" - 72" L (6" increments)

Leaves: up to 4



Lexington Gathering Table

#24001 60" x 48" Lexington Gathering Table shown in Cherry. Available in Brown Maple, Cherry, Maple, Oak, Quartersawn White Oak.

Standard Features:

- » #25 top (#24001)
- » 12" wide leaves
- » 3 1/2" wide skirting
- » #100 edge
- » non-gear wood slide
- » 2 3/4" #1007 legs
- » 36" Counter height legs



Options:

- » 30" high legs
- » 42" Bar height legs
- » 12" Butterfly leaf (2 leaf max)*
- » 18" Butterfly leaf (1 leaf max)*
- » see leg options (pg. 194)*
- » see edge options (pg. 193)

Available in Sizes:

- » 54" - 60" W x 42" - 48" L (6" increments)

Leaves: up to 3



Liberty Mission Gathering Table

#22007 54" x 42" Liberty Mission Gathering Table shown in Quartersawn White Oak. Available in Brown Maple, Cherry, Maple, Oak, Quartersawn White Oak.

Standard Features:

- » #30 top (#22007)
- » 12" wide leaves
- » 3 1/2" wide skirting
- » #110 edge
- » non-gear wood slide
- » 3" #3802 legs
- » 36" Counter height legs

Options:

- » 30" high legs
- » 42" Bar height legs
- » see leg options (pg. 194)*
- » 12" Butterfly leaf (2 leaf max)*
- » 18" Butterfly leaf (1 leaf max)*
- » see edge options (pg. 193)

Available in Sizes:

- » 54" - 60" W x 42" - 48" L (6" increments)

Leaves: up to 3



Lincoln Table

#23003 42" Lincoln Table shown in Maple. Available in Brown Maple, Cherry, Maple, Oak, Quartersawn White Oak.

Standard Features:

- » #5 top (#23003)
- » 12" wide leaves
- » 2 1/4" wide skirting
- » #145 edge
- » gear equalizing wood slide

Options:

- » #15 top (#23004)
- » see edge options (pg. 193)

Available in Sizes:

- » 42" - 60" W x 42" - 60" L (6" increments)

Leaves: up to 3



Luxembourg Table

#20007 42" x 72" Luxembourg Table shown in Brown Maple.
Available in Brown Maple, Maple, Oak, Quartersawn White Oak, Rustic Cherry.

Standard Features:

- » #30 top (#20007)
- » 18" wide leaves
- » 1 1/2" thick plank top
- » breadboard ends in center of table and on leaves
- » solid top tables will not have any breadboard ends
- » 3" wide skirting
- » #105 edge
- » metal corner brackets on table top
- » gear equalizing wood slide
- » self-storing leaf (see chart on pg. 207)
- » distressed
- » low sheen finish


Options:

- » 1 chair fits between base on 60" long tables
- » 2 chairs fit between base on 66" and 72" long tables

Available in Sizes:

- » 42" - 48" W x 60" - 72" L (6" increments)

Leaves: up to 2



metal corner brackets



Madison Double Base Table

(solid top)

#23006 48" x 84" Madison Double Base Table shown in Cherry.
Available in Brown Maple, Cherry, Maple, Oak, Quartersawn White Oak.

Standard Features:

- » #30 top (#23006)
- » solid top
- » 1 3/4" thick top
- » grain lengthwise
- » no skirting
- » #110 edge
- » 33" between bases

Available in Sizes:

- » 42" - 48" W x 72" - 84" L (6" increments)



Madison Double Base Table

(with leaves)

#23015 48" x 72" Madison Double Base Table shown in Brown Maple.
Available in Brown Maple, Cherry, Maple, Oak, Quartersawn White Oak.

Standard Features:

- » #30 top (#23015)
- » 12" wide leaves
- » 1" thick top
- » 2 1/2" wide skirting
- » #110 edge
- » gear equalizing wood slide
- » self-storing leaves (see chart on pg. 223)
- » 33" between bases

Options:

- » see edge options (pg. 193)

Available in Sizes:

- » 42" - 48" W x 72" L

Leaves: up to 4



Madison Single Base Table

(solid top)

#23005 48" Madison Single Base Table shown in Cherry.
Available in Brown Maple, Cherry, Maple, Oak, Quartersawn White Oak.

Standard Features:

- » #5 top (#23005)
- » solid top
- » 1 3/4" thick top
- » no skirting
- » #110 edge

Available in Sizes:

- » 48" Round to 66" Round (6" increments)



Madison Single Base Table

(with leaves)

#23014 48" Madison Single Base Table shown in Cherry.
Available in Brown Maple, Cherry, Maple, Oak, Quartersawn White Oak.

Standard Features:

- » #5 top (#23014)
- » 12" wide leaves
- » 1" thick top
- » 2 1/4" wide skirting
- » #110 edge
- » gear equalizing wood slide

Options:

- » see edge options (pg. 193)

Available in Sizes:

- » 48" Round and 54" Round

Leaves: up to 2



Manchester Double Pedestal Table

#27024 48" x 72" Manchester Double Pedestal Table shown in Oak.

Available in Brown Maple, Cherry, Maple, Oak, Quartersawn White Oak.

Standard Features:

- » #45 top (#27024)
- » 12" wide leaves
- » 2 1/4" wide skirting
- » #100 edge
- » gear equalizing wood slide
- » self-storing leaves (see chart on pg. 226)

Options:

- » see edge options (pg. 193)

Available in Sizes:

- » 36" - 48" W x 60" - 72" L (6" increments)

Leaves: up to 4



Manchester Single Pedestal Table

#27022 48" Manchester Single Pedestal Table shown in Oak.

Available in Brown Maple, Cherry, Maple, Oak, Quartersawn White Oak.

Standard Features:

- » #50 top (#27022)
- » 12" wide leaves
- » 2 1/4" wide skirting
- » #100 edge
- » gear equalizing wood slide

Options:

- » #45 top (#27023) (self-storing chart on pg. 212)
- » see edge options (pg. 193)

Available in Sizes:

- » 36" - 60" W x 36" - 60" L (6" increments)

Leaves: up to 3



McKinley Table

#20002 42" x 72" McKinley Table shown in Cherry.

Available in Brown Maple, Maple, Oak, Quartersawn White Oak, Rustic Cherry.

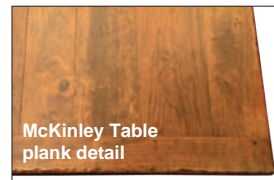
Standard Features:

- » #30 top (#20002)
- » 18" wide leaves
- » 1 1/2" thick plank top
- » breadboard ends on table and leaves
- » 3 1/2" wide skirting
- » #105 edge
- » gear equalizing wood slide
- » self-storing leaves (see chart on pg. 215)
- » distressed
- » low sheen finish

Available in Sizes:

- » 42" - 48" W x 54" - 72" L (6" increments)

Leaves: up to 2



Mission Double Pedestal Table

#22011 42" x 66" Mission Double Pedestal Table shown in Oak.

Available in Brown Maple, Cherry, Maple, Oak, Quartersawn White Oak.

Standard Features:

- » #30 top (#22011)
- » 12" wide leaves
- » 2 1/2" wide skirting
- » #110 edge
- » gear equalizing wood slide
- » self-storing leaves (see chart on pg. 211)

Options:

- » Prairie Mission double pedestal
- » see edge options (pg. 193)

Available in Sizes:

- » 42" - 48" W x 60" - 72" L (6" increments)

Leaves: up to 4



#22011 42" x 66" Mission Double Pedestal Table shown in Oak with optional Prairie Mission double pedestal.



Mission Single Pedestal Table

#22010 60" Mission Single Pedestal Table shown in Quartersawn White Oak.

Available in Brown Maple, Cherry, Maple, Oak, Quartersawn White Oak.

Standard Features:

- » #5 top (#22010)
- » 12" wide leaves
- » 2 1/4" wide skirting
- » #110 edge
- » gear equalizing wood slide

Options:

- » #30 top - 2 1/2" wide skirting (#22009) (self-storing chart pg. 212)
- » see edge options (pg. 193)

Available in Sizes:

- » 36" - 60" W x 36" - 60" L (6" increments)

Leaves: up to 3



Mission Table

#22008 42" x 66" Mission Table shown in Oak.

Available in Brown Maple, Cherry, Maple, Oak, Quartersawn White Oak.

Standard Features:

- » #30 top (#22008)
- » 12" wide leaves
- » 2 1/2" wide skirting
- » #110 edge
- » gear equalizing wood slide
- » self-storing leaves (see chart on pg. 211)

Options:

- » Prairie Mission base
- » see edge options (pg. 193)
- » 1 chair fits between base on 60" long tables
- » 2 chairs fit between base on 66" and 72" long tables

Available in Sizes:

- » 42" - 48" W x 60" - 72" L (6" increments)

Leaves: up to 4



#22008 42" x 66" Mission Table shown in Cherry with optional Prairie Mission Base.



Montecito Table

#23018 42" x 72" Montecito Table shown in Cherry.

Available in Brown Maple, Cherry, Maple, Oak, Quartersawn White Oak.

Standard Features:

- » #30 top (#23018)
- » 20" wide leaf on each end
- » breadboard ends on table and leaves
- » 3 1/4" wide beaded skirt
- » #110 edge
- » grooved design in top


Options:

- » no grooved design in top**

Available in Sizes:

- » 42" - 48" W x 66" - 72" L

Leaves: 20" leaf on each end



Montecito top detail



North Union Table

#21009 42" x 66" North Union Table shown in Cherry.

Available in Brown Maple, Cherry, Maple, Oak, Quartersawn White Oak.

Standard Features:

- » #30 top (#21009)
- » 12" wide leaves
- » 3 1/2" wide arched skirting
- » #170 edge
- » gear equalizing wood slide
- » self-storing leaves (see chart on pg. 211)

Options:

- » see edge options (pg. 193)

Available in Sizes:

- » 42" - 48" W x 60" - 72" L (6" increments)

Leaves: up to 4



Olivia Single Pedestal Table

#24021 48" Olivia Single Pedestal Table shown in Brown Maple.

Available in Brown Maple, Cherry, Oak, Quartersawn White Oak.

Standard Features:

- » #5 top (#24021)
- » 12" wide leaves
- » 2 1/4" wide skirting
- » #130 edge
- » gear equalizing wood slide

Options:

- » see edge options (pg. 193)

Available in Sizes:

- » 42" round - 60" round (6" increments)

Leaves: up to 3



Parker Table

#23024 42" x 72" Parker Table shown in Cherry.

Available in Brown Maple, Cherry, Oak, Rustic Cherry.

Standard Features:

- » #30 top (#23024)
- » 12" wide leaves
- » 2 1/2" wide skirting
- » #110 edge
- » gear equalizing wood slide
- » self-storing leaves (see chart on pg. 227)

Options:

- » see edge options (pg. 193)

Available in Sizes:

- » 42" - 48" W x 72" L

Leaves: up to 4



Peggs Table

#24012 36" x 60" Peggs Table shown in Maple.
Available in Brown Maple, Cherry, Maple, Oak.

Standard Features:

- » #30 top (#24012)
- » 12" wide leaves
- » 2 1/2" wide skirting
- » #170 edge
- » non-gear wood slide
- » self-storing leaves (see chart on pg. 223)
- » 2 1/2" Peggs legs

Options:

- » see edge options (pg. 193)

Available in Sizes:

- » 36" - 42" W x 48" - 72" L (6" increments)

Leaves: up to 4



Provence Table

#25007 42" x 72" Provence Table shown in Cherry.
Available in Brown Maple, Cherry, Maple, Oak, Quartersawn White Oak.

Standard Features:

- » #30 top (#25007)
- » 18" wide leaves
- » 1" thick plank top
- » breadboard ends on table and leaves
- » 3 1/2" wide scalloped skirting
- » #110 edge
- » non-gear wood slide
- » self-storing leaves (see chart on pg. 210)
- » 2 1/2" #Q860 legs

Options:

- » see leg options (pg. 194)*
- » see edge options (pg. 193)

Available in Sizes:

- » 42" - 48" W x 54" - 72" L (6" increments)

Leaves: up to 2



Pub Leg Table

#27027 42" x 42" Pub Leg Table shown in Cherry.
Available in Brown Maple, Cherry, Maple, Oak, Quartersawn White Oak.

Standard Features:

- » #25 top (#27027)
- » 12" wide leaves
- » 3 1/2" wide skirting
- » #100 edge
- » non-gear wood slide
- » 36" Counter height legs
- » 2 3/4" #1006 legs

Options:

- » #5 top (#27028)
- » 42" Bar height legs
- » see leg options (pg. 194)*
- » see edge options (pg. 193)

Available in Sizes:

- » 36" - 54" W x 36" - 54" L (6" increments)

Leaves: up to 3



Pub Single Pedestal Table

#27025 36" Pub Single Pedestal Table shown in Oak with optional small empire feet.
Available in Brown Maple, Cherry, Maple, Oak, Quartersawn White Oak.

Standard Features:

- » #5 top (#27025)
- » 12" wide leaves
- » 2 1/4" wide skirting
- » #100 edge
- » gear equalizing wood slide
- » 36" Counter height pedestal
- » Prince feet

Options:

- » #15 top (#27026)
- » 42" Bar height turned pedestal
- » see turned pedestal feet options (pg. 139)
- » see edge options (pg. 193)

Available in Sizes:

- » 36" - 48" W x 36" - 48" L (6" increments)

Leaves: up to 2



Queen Anne Fancy Table

#26003 42" x 60" Queen Anne Fancy Table shown in Cherry.
Available in Brown Maple, Cherry, Maple, Oak, Quartersawn White Oak.

Standard Features:

- » #55 top (#26003)
- » 12" wide leaves
- » 3 1/2" wide fancy skirting
- » #145 edge
- » non-gear wood slide
- » self-storing leaves (see chart on pg. 212)
- » 2 1/4" #4000 legs

Options:

- » see leg options (pg. 194)*
- » see edge options (pg. 193)

Available in Sizes:

- » 42" - 48" W x 60" - 72" L (6" increments)

Leaves: up to 4



Queen Anne Table

#26000 42" x 66" Queen Anne Table shown in Cherry.
Available in Brown Maple, Cherry, Maple, Oak, Quartersawn White Oak.

Standard Features:

- » #25 top (#26000)
- » 12" wide leaves
- » 2 1/2" wide skirting
- » #100 edge
- » non-gear wood slide
- » self-storing leaves (see chart on pg. 224)
- » 2 1/4" #4000 legs

Options:

- » #10 top (#26001) (self-storing chart pg. 216)
- » #5 top (#26002)
- » see leg options (pg. 194)*
- » see edge options (pg. 193)

Available in Sizes:

- » 36" - 48" W x 36" - 72" L (6" increments)

Leaves: up to 4



Refectory Table

#20003 42" x 66" Refectory Table shown in Cherry.
Available in Brown Maple, Cherry, Maple, Oak, Quartersawn White Oak.

Standard Features:

- » #30 top (#20003)
- » 20" wide leaf on each end
- » breadboard ends on table and leaves
- » 3 1/4" wide skirting
- » #110 edge
- » 3 1/2" #1006 legs

Available in Sizes:

- » 36" - 48" W x 60" - 72" L (6" increments)

Leaves: 20" leaf on each end



Richmond Double Base Table

#24013 42" x 72" Richmond Double Base Table shown in Cherry.
Available in Brown Maple, Cherry, Maple, Oak, Quartersawn White Oak.

Standard Features:

- » #10 top (#24013)
- » 12" wide leaves
- » 2 1/4" wide skirting
- » #110 edge
- » gear equalizing wood slide
- » self-storing leaves (see chart on pg. 209)

Options:

- » see edge options (pg. 193)

Available in Sizes:

- » 42" - 48" W x 60" - 72" L (6" increments)

Leaves: up to 4



Richmond Glass Top Table

#24002 54" Richmond Glass Top Table shown in Brown Maple.
Available in Brown Maple, Cherry, Maple, Oak, Quartersawn White Oak.

Standard Features:

- » #5 top (#24002)
- » 1/2" thick glass top

Options:

- » 3/4" thick glass top*

Available in Sizes:

- » 54" round



Richmond Wood Top Table

#24003 48" Richmond Wood Top Table shown in Oak.
Available in Brown Maple, Cherry, Maple, Oak, Quartersawn White Oak.

Standard Features:

- » #5 top (#24003)
- » 12" wide leaves
- » 2 1/4" wide skirting
- » #110 edge
- » gear equalizing wood slide

Options:

- » #15 top (#24004)
- » see edge options (pg. 193)

Available in Sizes:

- » 42" - 60" W x 42" - 60" L (6" increments)

Leaves: up to 3



Riviera Double Pedestal Table

#24009 42" x 66" Riviera Double Pedestal Table shown in Cherry.
Available in Brown Maple, Cherry, Maple, Oak, Quartersawn White Oak.

Standard Features:

- » #30 top (#24009)
- » 12" wide leaves
- » 2 1/2" wide skirting
- » #115 edge
- » gear equalizing wood slide
- » self-storing leaves (see chart on pg. 220)

Options:

- » no metal in base**
- » see edge options (pg. 193)

Available in Sizes:

- » 42" - 48" W x 60" - 72" L (6" increments)

Leaves: up to 4



Riviera Single Pedestal Table

#24011 42" x 42" Riviera Single Pedestal Table shown in Cherry.
Available in Brown Maple, Cherry, Maple, Oak, Quartersawn White Oak.

Standard Features:

- » #30 top (#24011)
- » 12" wide leaves
- » 2 1/2" wide skirting
- » #115 edge
- » gear equalizing wood slide

Options:

- » no metal in base**
- » see edge options (pg. 193)

Available in Sizes:

- » 42" - 48" W x 42" - 48" L

Leaves: up to 2



Rochester Table

(solid top)

#20010 42" x 72" Rochester Table shown in Oak.
Available in Brown Maple, Cherry, Maple, Oak,
Quartersawn White Oak.

Standard Features:

- » #30 top (#20010)
- » solid top
- » 1 3/4" thick top
- » grain lengthwise
- » no skirting
- » #110 edge

Options:

- » 1 chair fits between base on 60" and 66" long tables
- » 2 chairs fit between base on 72" and 78" long tables

Available in Sizes:

- » 42" - 48" W x 60" - 78" L (6" increments)



Rochester Table

(with leaves)

#20011 42" x 72" Rochester Table shown in Oak.
Available in Brown Maple, Cherry, Maple, Oak,
Quartersawn White Oak.

Standard Features:

- » #30 top (#20011)
- » 12" wide leaves
- » 1" thick top
- » 2 1/2" wide skirting
- » #110 edge
- » gear equalizing wood slide
- » self-storing leaves (see chart on pg. 208)

Options:

- » see edge options (pg. 193)
- » 1 chair fits between base on 60" and 66" long tables
- » 2 chairs fit between base on 72" and 78" long tables

Available in Sizes:

- » 42" - 48" W x 60" - 78" L (6" increments)

Leaves: up to 4



Santa Fe Table

#22012 48" x 78" Santa Fe Table shown in
Quartersawn White Oak.
Available in Brown Maple, Cherry, Maple, Oak,
Quartersawn White Oak.

Standard Features:

- » #30 top (#22012)
- » 12" wide leaves
- » 2 1/2" wide skirting
- » #110 edge
- » gear equalizing wood slide
- » self-storing leaves (see chart on pg. 215)

Options:

- » see edge options (pg. 193)
- » 1 chair fits between base on 66" and 72" long tables
- » 2 chairs fit between base on 78" long tables

Available in Sizes:

- » 42" - 48" W x 66" - 78" L (6" increments)

Leaves: up to 4



Sawyer Table

#24019 42" x 78" Sawyer Table shown in Rustic
White Oak and Brown Maple.
Available in Brown Maple, Rustic Cherry, Rustic
White Oak.

Standard Features:

- » #30 top
- » solid top
- » 4" wide beaded skirting
- » #110 edge
- » grain lengthwise
- » grooves in top
- » 4" #3166 legs
- » Arm chairs will not fit under the skirting of the table

Options:

- » 2 drawers per side (60" length) (full extension sidemount drawer slides and A053 hardware)*
- » 3 drawers per side (78" length) (full extension sidemount drawer slides and A053 hardware)*

Available in Sizes:

- » 42" - 48" W x 60" - 78" L



Sequoia Table

#24005 42" x 72" Sequoia Table shown in White Oak.
Available in Brown Maple, Cherry, Maple, Oak,
Quartersawn White Oak, White Oak.

Standard Features:

- » #30 top (#24005)
- » 1 1/2" thick solid top
- » 2 1/2" wide skirting
- » #110 edge
- » 4 1/2" square legs

Available in Sizes:

- » 42" - 48" W x 60" - 84" L (6" increments)



Soho Table

#29010 42" x 60" Soho Table shown in Cherry.
Available in Brown Maple, Cherry, Maple, Oak,
Quartersawn White Oak.

Standard Features:

- » #30 top (#29010)
- » 18" wide leaves
- » 3 1/2" wide skirting
- » #075 edge
- » non-gear wood slide
- » self-storing leaves (1 with skirt, 1 without)
- » 3" #6400 legs

Options:

- » see leg options (pg. 194)*
- » see edge options (pg. 193)

Available in Sizes:

- » 42" - 48" W x 60" - 72" L (6" increments)

Leaves: up to 2



Sonoma Table

#20004 42" x 72" Sonoma Table shown in Cherry.
Available in Brown Maple, Cherry, Maple, Oak, Quartersawn White Oak.

Standard Features:

- » #30 top (#20004)
- » 18" wide leaves
- » 1 1/4" thick top
- » breadboard ends on table & leaves
- » 2 1/2" wide skirting
- » #110 edge
- » non-gear wood slide
- » self-storing leaf (see chart on pg. 220)
- » 2 3/4" #1006 legs

Options:

- » see leg options (pg. 194)*

Available in Sizes:

- » 42" - 48" W x 54" - 72" L (6" increments)

Leaves: up to 2



Sydney Table

#22015 42" x 66" Sydney Table shown in Oak.
Available in Brown Maple, Cherry, Maple, Oak, Quartersawn White Oak.

Standard Features:

- » #30 top (#22015)
- » 12" wide leaves
- » 2 1/2" wide molded skirting
- » #165 edge
- » non-gear wood slide
- » self-storing leaves (see chart on pg. 207)
- » Sydney legs

Available in Sizes:

- » 42" - 48" W x 54" - 72" L (6" increments)

Leaves: up to 4



Tillson Table

#21012 42" x 68" Tillson Table shown in Cherry.
Available in Brown Maple, Cherry, Maple, Oak, Quartersawn White Oak.

Standard Features:

- » #10 top (#21012)
- » 12" wide leaves
- » 3" wide skirting
- » #050 edge
- » non-gear wood slide
- » self-storing leaves (see chart on pg. 225)
- » 2 1/2" #1006 legs

Options:

- » #5 top (#21011)
- » see edge options (pg. 193)

Available in Sizes:

- » 42" W x 68" L and 42", 48" and 54" round

Leaves: up to 4



Tribeca Table

#24008 42" x 66" Tribeca Table shown in Walnut with optional Exotic Quilted Maple top.
Available in Brown Maple, Cherry, Maple, Oak, Walnut.

Standard Features:

- » #30 top (#24008)
- » 12" wide leaves
- » 3 1/2" wide skirting
- » #170 edge
- » non-gear wood slide
- » self-storing leaves (see chart on pg. 210)
- » Tribeca legs

Options:

- » see edge options (pg. 193)
- » Exotic Quilted Maple on table top*
- » Exotic Birdseye Maple on table top*
- » 1 chair fits between legs on tables less than 72" long
- » 2 chairs fit between legs on 72" long tables (distance between legs is 56")

Available in Sizes:

- » 36" - 60" W x 48" - 72" L (6" increments)

Leaves: up to 4



Optional Exotic Quilted Maple*



Optional Exotic Birdseye Maple*



Turned Double Pedestal Table

#27004 42" x 66" Turned Double Pedestal Table shown in Oak.
Available in Brown Maple, Cherry, Maple, Oak, Quartersawn White Oak.

Standard Features:

- » #10 top (#27004)
- » 12" wide leaves
- » 2 1/4" wide skirting
- » #100 edge
- » gear equalizing wood slide
- » self-storing leaves (see chart on pg. 218)
- » Turned double pedestals
- » Prince feet
- » solid bar between pedestals
- » 4 support legs will be added on tables with 6 leaves or more

Options:

- » #15 top (#27005) (self-storing chart pg. 219)
- » #20 top (#27006) (self-storing chart pg. 217)
- » Tulip pedestals*
- » see turned pedestal and tulip pedestal railing options (right)*
- » see turned pedestal and tulip pedestal feet options (right)
- » see edge options (pg. 193)

Available in Sizes:

- » 36" - 48" W x 60" - 72" L (6" increments)

Leaves: up to 14



Turned Single Pedestal Table

#27000 42" Turned Single Pedestal Table shown in Oak.
Available in Brown Maple, Cherry, Maple, Oak, Quartersawn White Oak.

Standard Features:

- » #5 top (#27000)
- » 12" wide leaves
- » 2 1/4" wide skirting
- » #100 edge
- » gear equalizing wood slide
- » Turned single pedestal
- » Prince feet

Options:

- » #10 top (#27001) (self-storing chart pg. 212)
- » #15 top (#27002) (self-storing chart pg. 212)
- » #20 top (#27003) (self-storing chart pg. 212)
- » Tulip Pedestal*
- » see turned pedestal and tulip pedestal feet options (right)
- » see edge options (pg. 193)

Available in Sizes:

- » 36" - 60" W x 36" - 60" L (6" increments)

Leaves: up to 3

Turned Pedestal Options

Choose any of the following feet and rail options for tables that feature a turned pedestal.



Spindle and Rail*



Prince
(standard)



Empire



Small
Empire

Tulip Pedestal Options

Choose any of the following feet and rail options for tables that feature a tulip pedestal.



optional tulip double pedestals
with solid bar and Cabriole feet*



optional tulip single pedestal
with victorian feet*



Spindle and Rail*



Cabriole
(standard)



Victorian



Tuscany Table

#23009 42" x 72" Tuscany Table shown in Oak.
Available in Brown Maple, Cherry, Maple, Oak, Quartersawn White Oak.

Standard Features:

- » #30 top (#23009)
- » 18" wide leaves
- » 2" thick edge
- » 3 1/2" wide skirting with groove
- » #110 edge
- » non-gear wood slide
- » self-storing leaf (see chart on pg. 220)
- » 4" #1696 legs

Options:

- » see leg options (pg. 194)*

Available in Sizes:

- » 42" - 48" W x 54" - 72" L (6" increments)

Leaves: up to 2



Uptown Table

#24014 42" x 72" Uptown Table shown in Cherry.
Available in Brown Maple, Cherry, Maple, Oak.


Standard Features:

- » #95 top (#24014)
- » 18" wide leaves
- » no skirting on leaves
- » 2 1/2" wide skirting
- » #110 edge
- » gear equalizing wood slide
- » self-storing leaves (see chart on pg. 226)

Available in Sizes:

- » 42" - 48" W x 66" - 78" L (6" increments)

Leaves: up to 2



Urban Table

#24016 42" x 66" Urban Table shown in Cherry.
Available in Brown Maple, Cherry, Oak, Rustic Cherry.

Standard Features:

- » #90 top (#24016)
- » 12" wide leaves
- » 3" wide skirting
- » #060 edge
- » non-gear wood slide
- » self-storing leaves (see chart on pg. 209)
- » Urban legs

Options:

- » see edge options (pg. 193)

Available in Sizes:

- » 42" square, 48" square, 60" square and 42" W x 66" L

Leaves: up to 4



Valley French Table

#25003 42" x 66" Valley French Table shown in Cherry.
Available in Brown Maple, Cherry, Maple, Oak, Quartersawn White Oak.

Standard Features:

- » #25 top (#25003)
- » 12" wide leaves
- » 2 1/2" wide skirting
- » #100 edge
- » non-gear wood slide
- » self-storing leaves (see chart on pg. 224)
- » 2 1/4" #Q813 legs

Options:

- » #10 top (#25004) (self-storing chart pg. 216)
- » #5 top (#25005)
- » see leg options (pg. 194)*
- » see edge options (pg. 193)

Available in Sizes:

- » 36" - 48" W x 36" - 72" L (6" increments)

Leaves: up to 4



Valley Shaker Table

#21005 42" x 66" Valley Shaker Table shown in Cherry.
Available in Brown Maple, Cherry, Maple, Oak, Quartersawn White Oak.

Standard Features:

- » #25 top (#21005)
- » 12" wide leaves
- » 2 1/2" wide skirting
- » #100 edge
- » non-gear wood slide
- » self-storing leaves (see chart on pg. 213)
- » 2 3/4" #1006 legs

Options:

- » #10 top (#21006) (self-storing chart pg. 216)
- » #5 top (#21007)
- » see leg options (pg. 194)* - any 2 3/4" leg is no upcharge
- » see edge options (pg. 193)

Available in Sizes:

- » 36" - 60" W x 36" - 72" L (6" increments)

Leaves: up to 14



Wellington Table

#20005 42" x 72" Wellington Table shown in Cherry.
Available in Brown Maple, Maple, Oak, Quartersawn White Oak, Rustic Cherry.

Standard Features:

- » #30 top (#20005)
- » 18" wide leaves
- » 1 1/2" thick plank top
- » breadboard ends on table and leaves
- » 3 1/2" wide skirting
- » #105 edge
- » non-gear wood slide
- » self-storing leaf (see chart on pg. 220)
- » 2 3/4" #1007 legs
- » distressed
- » low sheen finish



Options:

- » see leg options (pg. 194)*

Available in Sizes:

- » 42" - 48" W x 54" - 72" L (6" increments)

Leaves: up to 2



Williamsburg Table

#20006 42" x 72" Williamsburg Table shown in Cherry.
Available in Brown Maple, Cherry, Maple, Oak, Quartersawn White Oak.

Standard Features:

- » #30 top (#20006)
- » breadboard ends which open for 16" wide leaves
- » 2" thick edge
- » grain lengthwise
- » #155 edge
- » Williamsburg Base

Options:

- » Mansfield base
- » Walden base
- » 1 chair fits between base on 60" and 66" long tables
- » 2 chairs fit between base on 72", 78" and 84" long tables

Available in Sizes:

- » 42" - 48" W x 60" - 84" L (6" increments)

Leaves: solid top or 16" wide leaf on each end



Whitby Table

#27032 42" x 72" Whitby Table shown in Oak.
Available in Brown Maple, Cherry, Maple, Oak, Quartersawn White Oak.


Standard Features:

- » #15 top (#27032)
- » 12" wide leaves
- » 1 1/2" thick v-grooved top
- » 3 1/2" wide curved skirting
- » #110 edge
- » non-gear wood slide
- » self-storing leaves (see chart on pg. 227)
- » 4" #2810 legs

Available in Sizes:

- » 42" - 48" W x 60" - 72" L (6" increments)

Leaves: up to 4



SEATING // CHAIRS, BAR CHAIRS & BENCHES

Find the specs and information about your new favorite chair, bar chair, or bench here. Mix and match chairs from this section with individual tables and cabinets to get that perfectly eclectic mix that you're looking for.

SIDE & ARM CHAIRS

Arvada Upholstered Chair	143	Parsons Chair	151	Easton Counter/Bar Chairs.....	159
Arvada Wood Chair	143	Peggs Chair	152	Estate Counter/Bar Chairs.....	159
Aspen Chair.....	143	Portland Chairs.....	152	Eugene Inlay Counter/Bar Chairs.....	160
Atlantis Chairs	143	Prairie Mission Chairs.....	152	Fenton Counter/Bar Chairs.....	160
Baldwin Chairs.....	143	Press Back Chairs.....	152	Harrison Counter/Bar Chairs	160
Benson Chair.....	143	Provence Chairs	152	Heritage Counter/Bar Chairs	160
Bent Feather Chairs	144	Queen Anne Chairs	153	Hudson Counter/Bar Chairs	160
Bentley Chairs	144	Riviera Chairs	153	Liberty Mission Counter/Bar Chairs.....	161
Brentwood Chairs	144	Rodhe Chairs.....	153	Lloyd Counter/Bar Chairs	161
Chateau Chairs.....	144	Santa Fe Chairs.....	153	McKinley Counter/Bar Chairs	161
Classic Mission Chairs	144	School Chair	153	Mission Counter/Bar Chairs	
Clayton Chairs	145	Sequoia Chair.....	154	(#12740-#12741)	161
Contemporary Shaker Chairs.....	145	Shaker Chairs (#11300-#11301).....	154	Mission Counter/Bar Chairs	
Coventry Chairs.....	145	Shaker Chairs (#11302-#11303).....	154	(#12744-#12745)	161
Crossback Chairs	145	Shaker Chairs (#11304-#11305).....	154	Mission Counter/Bar Chairs	
Darby Chair	145	Shaker Chairs (#11316-#11317).....	154	(#12748-#12749)	161
Deron Chairs	145	Shaker Chairs (#11336-#11337).....	154	Napoleon Counter/Bar Chairs	162
Diamond Mission Chairs.....	146	Shaker Chairs (#11338-#11339).....	155	Provence Counter/Bar Chairs.....	162
Easton Chairs	146	Shaker Ladderback Chairs		School Counter/Bar Chairs.....	162
Estate Chairs	146	(#11202-#11203)	155	Sequoia Counter/Bar Chairs.....	162
Eugene Inlay Chairs	146	Shaker Ladderback Chairs		Shaker Counter/Bar Chairs	
Feather Chairs.....	146	(#11318-#11319)	155	(#11702-#11703)	162
Fenton Chairs	147	Shaker Ladderback Chairs		Shaker Counter/Bar Chairs	
Francisco Chairs.....	147	with Shaker Leg.....	155	(#11704-#11705)	162
French Chairs	147	Sheaf Back Chairs.....	155	Shaker Counter/Bar Chairs	
Gatherings Chairs.....	147	Sonoma Chairs.....	155	(#11706-#11707)	163
Harrison Chairs.....	147	Spindle Back Chairs	156	Shaker Ladderback Counter/Bar Chairs...	163
Heritage Chairs.....	147	Stillwater Chairs.....	156	Shaker Ladderback Counter/Bar Chairs	
Hip Queen Anne Chairs.....	148	Stillwater Settee.....	156	w/ Shaker Legs.....	163
Hudson Chairs	148	Sydney Chairs	156	Sonoma Counter/Bar Chairs	163
Liberty Mission Chairs	148	Taylor Chair	156	Stanley Counter/Bar Stools	163
Liberty Mission Chairs - small version	148	Tribeca Chair	156	V-Back Counter/Bar Chairs	163
Lloyd Chair.....	148	Tuscany Chairs.....	157	Wellington Counter/Bar Chairs	164
Logan Chair.....	149	Uptown Chairs	157	X-Back Counter/Bar Chairs	164
Luxembourg Chairs	149	V-Back Chairs.....	157		
Madison Chairs.....	149	Vienna Chairs	157	BENCHES	
McKinley Chairs.....	149	Warren Chairs	157	Arvada Bench	165
Milton Chairs.....	149	Wayside Chair	157	Bordeaux Bench	165
Mission Chairs (#12400-#12401)	149	Wellington Chairs	158	McKinley Bench.....	166
Mission Chairs (#12406-#12407)	150	Whitby Chair	158	Provence Bench	166
Mission Chairs (#12414-#12415)	150	Whitby Upholstered Arm Chair	158	Sequoia Bench	166
Mission Chairs (#12420-#12421)	150	Williamsburg Chairs.....	158	Shaker Bench.....	166
Mission Chairs (#12422-#12423)	150	Windsor Chairs	158	Wellington Bench.....	167
Monarch Chairs	150	X-Back Chairs.....	158	Williamsburg Bench.....	167
Montecito Chairs.....	150				
Napoleon Chairs.....	151	BAR CHAIRS			
North Union Chairs.....	151	Aron Counter/Bar Stools.....	159		
Paddle Back Chairs	151	Clayton Counter/Bar Chairs.....	159		
		Crossback Counter/Bar Chairs.....	159		
		Diamond Mission Counter/Bar Chairs	159		

CHAIRS



Arvada Upholstered Chair

*Shown in Brown Maple.
Available in Brown Maple.*

#13634 Arvada Upholstered Side Chair
20 3/4" W x 39 1/2" H

Standard Features:

- » fabric upholstery

Options:

- » COM: 4 yds. (where no placement is required)



Arvada Wood Chair

*Shown in Oak.
Available in Brown Maple, Cherry, Oak.*

#13632 Arvada Wood Side Chair
22 3/4" W x 38 3/4" H

Standard Features:

- » wood seats
- » metal back slats

Options:

- » fabric seats*
- » leather seats*



Aspen Chair

*Shown in Brown Maple.
Available in Brown Maple, Cherry, Maple, Oak.*

#14000 Aspen Side Chair
19 1/2" W x 33 1/2" H

#14002 Aspen Side Chair with Shaker Leg

19 1/2" W x 33 1/2" H

Standard Features:

- » wood seats

Options:

- » fabric seats*
- » leather seats*



Shaker
front leg



Atlantis Chairs

*Shown in Cherry with optional fabric seats.
Available in Brown Maple, Cherry, Maple, Oak.*

#15002 Atlantis Side Chair
23" W x 42 1/4" H

#15003 Atlantis Arm Chair
23" W x 42 1/4" H

Standard Features:

- » wood seats

Options:

- » fabric seats*
- » leather seats*



Baldwin Chairs

*Shown in Brown Maple.
Available in Brown Maple, Cherry, Maple, Oak,
Quartersawn White Oak.*

#10136 Baldwin Side Chair
18" W x 36" H

#10137 Baldwin Arm Chair
19 3/4" W x 37 3/4" H

Standard Features:

- » wood seats
- » chair cannot be two-toned



Benson Chair

*Shown in Brown Maple with optional fabric seats.
Available in Brown Maple, Cherry, Oak.*

#11014 Benson Side Chair
18 1/2" W x 38" H

Standard Features:

- » wood seats

Options:

- » fabric seats*
- » leather seats*



Bent Feather Chairs

#17110 & #17111 High Back Bent Feather Chairs shown in Cherry.
Available in Brown Maple, Cherry, Maple, Oak, Quartersawn White Oak.

#17108 High Back Bent Feather Side Chair
18 1/4" W x 41" H (plain leg)

#17109 High Back Bent Feather Arm Chair
24 1/4" W x 41" H (plain leg)

#17110 High Back Bent Feather Side Chair
18 1/4" W x 41" H (turned leg)

#17111 High Back Bent Feather Arm Chair
24 1/4" W x 41" H (turned leg)

#17112 Low Back Bent Feather Side Chair
18 1/4" W x 36 1/4" H (plain leg)

#17113 Low Back Bent Feather Arm Chair
24 1/4" W x 36 1/4" H (plain leg)

#17114 Low Back Bent Feather Side Chair
18 1/4" W x 36 1/4" H (turned leg)

#17115 Low Back Bent Feather Arm Chair
24 1/4" W x 36 1/4" H (turned leg)

Standard Features:

- » wood seats
- » chair cannot be two-toned



Bentley Chairs

Shown in Oak with optional fabric seats.
Available in Brown Maple, Cherry, Maple, Oak, Quartersawn White Oak.

#14642 Bentley Side Chair
20 1/2" W x 39 3/8" H

#14643 Bentley Arm Chair
22 1/8" W x 39 3/8" H

Standard Features:

- » wood seats

Options:

- » fabric seats*
- » leather seats*



Brentwood Chairs

Shown in Cherry with optional fabric seats.
Available in Brown Maple, Cherry, Maple, Oak.

#14340 Brentwood Side Chair
19 3/4" W x 42" H

#14341 Brentwood Arm Chair
24" W x 42" H

Standard Features:

- » wood seats

Options:

- » fabric seats*
- » leather seats*



Chateau Chairs

Shown in Brown Maple with optional leather back and seat.
Available in Brown Maple, Cherry.

#13630 Chateau Side Chair
19 1/2" W x 39" H

#13631 Chateau Arm Chair
22 3/4" W x 39" H

Standard Features:

- » fabric back and seat

Options:

- » leather back and seat*
- » COM: 1 1/2 yds. (where no placement is required)



Classic Mission Chairs

Shown in Cherry.
Available in Brown Maple, Cherry, Oak, Quartersawn White Oak.

#12410 Classic Mission Side Chair with diamond inlays
20" W x 49" H

#12411 Classic Mission Arm Chair with diamond inlays
26" W x 49" H

#12412 Classic Mission Side Chair with no diamond inlays
20" W x 49" H

#12413 Classic Mission Arm Chair with no diamond inlays
26" W x 49" H

Standard Features:

- » wood seats

Options:

- » fabric seats*
- » leather seats*

*additional cost



Clayton Chairs

Shown in Cherry.

Available in Brown Maple, Cherry, Oak, Rustic Cherry.

#11000 Clayton Side Chair

19 1/4" W x 39 1/4" H

#11001 Clayton Arm Chair

24 1/4" W x 39 1/4" H

Standard Features:

- » wood seats

Options:

- » fabric seats*
- » leather seats*



Contemporary Shaker Chairs

Shown in Cherry.

Available in Brown Maple, Cherry, Maple, Oak.

#11322 Contemporary Shaker Side Chair

19 3/4" W x 42" H

#11323 Contemporary Shaker Arm Chair

23 1/2" W x 42" H

Standard Features:

- » wood seats

Options:

- » fabric seats*
- » leather seats*



Coventry Chairs

Shown in Brown Maple.

Available in Brown Maple, Cherry, Maple, Oak.

#10138 Coventry Side Chair

20 1/4" W x 41" H

#10139 Coventry Arm Chair

20 3/4" W x 41" H

Standard Features:

- » wood seats
- » chair cannot be two-toned



Crossback Chairs

Shown in Cherry with optional fabric seats.

Available in Brown Maple, Cherry, Oak, Rustic Cherry.

#13642 Crossback Side Chair

21 1/4" W x 39 1/4" H

#13643 Crossback Arm Chair

22 3/4" W x 39 1/4" H

Standard Features:

- » wood seats

Options:

- » fabric seats*
- » leather seats*



Darby Chair

Shown in Brown Maple.

Available in Brown Maple, Cherry, Oak.

#11016 Darby Side Chair

18 1/2" W x 38" H

Standard Features:

- » wood seats

Options:

- » fabric seats*
- » leather seats*



Deron Chairs

Shown in Brown Maple with optional fabric seats.

Available in Brown Maple, Cherry, Maple, Oak, Quartersawn White Oak.

#14004 Deron Side Chair

18 1/4" W x 37 1/2" H

#14005 Deron Arm Chair

21 3/4" W x 37 1/2" H

Standard Features:

- » wood seats

Options:

- » fabric seats*
- » leather seats*



Diamond Mission Chairs

*Shown in Oak.
Available in Brown Maple, Cherry, Oak,
Quartersawn White Oak.*

#12402 Diamond Mission Side Chair
20" W x 42" H

#12403 Diamond Mission Arm Chair
26" W x 42" H

Standard Features:

- » wood seats
- » diamond inlays

Options:

- » fabric seats*
- » leather seats*



Easton Chairs

*Shown in Cherry with optional fabric seats.
Available in Brown Maple, Cherry, Oak.*

#14630 Easton Side Chair
19 3/4" W x 38 1/2" H

#14631 Easton Arm Chair
24 1/4" W x 38 1/2" H

Standard Features:

- » 1 1/4" deep-scoop wood seats

Options:

- » fabric seats*
- » leather seats*



Estate Chairs

*Shown in Hickory with optional fabric seats.
Available in Brown Maple, Cherry, Hickory,
Maple, Oak.*

#13600 Estate Side Chair
20" W x 42" H

#13601 Estate Arm Chair
24" W x 42" H

Standard Features:

- » wood seats

Options:

- » fabric seats*
- » leather seats*



Eugene Inlay Chairs

*Shown in Cherry with optional fabric seats.
Available in Brown Maple, Cherry, Oak,
Quartersawn White Oak, Rustic Cherry.*

#12000 Eugene Inlay Side Chair
21 1/2" W x 43 1/4" H

#12001 Eugene Inlay Arm Chair
24 3/4" W x 43 1/4" H

#12002 Eugene Side Chair - no inlay
21 1/2" W x 43 1/4" H

#12003 Eugene Arm Chair - no inlay
24 3/4" W x 43 1/4" H

Standard Features:

- » wood seats

Options:

- » fabric seats*
- » leather seats*



Feather Chairs

*#17116 & #17117 High Back Feather Chairs shown in Oak.
Available in Brown Maple, Cherry, Maple, Oak.*

#17116 High Back Feather Side Chair
18 1/4" W x 41" H (plain leg)

#17117 High Back Feather Arm Chair
24 1/4" W x 41" H (plain leg)

#17118 High Back Feather Side Chair
18 1/4" W x 41" H (turned leg)

#17119 High Back Feather Arm Chair
24 1/4" W x 41" H (turned leg)

#17120 Low Back Feather Side Chair
18 1/4" W x 36 1/4" H (plain leg)

#17121 Low Back Feather Arm Chair
24 1/4" W x 36 1/4" H (plain leg)

#17122 Low Back Feather Side Chair
18 1/4" W x 36 1/4" H (turned leg)

#17123 Low Back Feather Arm Chair
24 1/4" W x 36 1/4" H (turned leg)

Standard Features:

- » wood seats
- » chair cannot be two-toned



Fenton Chairs

Shown in Cherry.

Available in Brown Maple, Cherry, Oak, Rustic Cherry.

#13644 Fenton Side Chair

21 1/2" W x 37" H

#13645 Fenton Arm Chair

24 1/4" W x 37" H

Standard Features:

- » fabric back and seat

Options:

- » leather back and seat*
- » COM: 1 yd. (where no placement is required)



Francisco Chairs

Shown in Cherry.

Available in Brown Maple, Cherry, Maple, Oak.

#11618 Francisco Side Chair

19 7/8" W x 38 1/2" H

#11619 Francisco Arm Chair

24 5/8" W x 38 1/2" H

Standard Features:

- » wood seats

Options:

- » fabric seats*
- » leather seats*



French Chairs

Shown in Cherry.

Available in Brown Maple, Cherry, Maple, Oak.

#15524 French Side Chair

21" W x 40" H

#15525 French Arm Chair

23" W x 40" H

Standard Features:

- » wood seats

Options:

- » fabric seats*
- » leather seats*



Gatherings Chairs

Shown in Cherry.

Available in Brown Maple, Cherry, Oak, Rustic Cherry.

#13646 Gatherings Side Chair

21 1/4" W x 39 1/2" H

#13647 Gatherings Arm Chair

24" W x 39 1/2" H

Standard Features:

- » wood seats

Options:

- » fabric seats*
- » leather seats*



Harrison Chairs

Shown in Cherry.

Available in Brown Maple, Cherry, Oak, Rustic Cherry.

#11002 Harrison Side Chair

18 1/4" W x 37 3/4" H

#11003 Harrison Arm Chair

23 1/4" W x 37 3/4" H

Standard Features:

- » wood seats

Options:

- » fabric seats*
- » leather seats*



Heritage Chairs

Shown in Cherry.

Available in Brown Maple, Cherry, Maple, Oak, Quartersawn White Oak.

#11324 Heritage Side Chair

19 5/8" W x 42" H

#11325 Heritage Arm Chair

24 1/4" W x 42" H

Standard Features:

- » wood seats

Options:

- » fabric seats*
- » leather seats*



Hip Queen Anne Chairs

#16502 & #16503 Hip Queen Anne Chairs shown in Cherry with optional fabric seats.
Available in Brown Maple, Cherry, Oak.

#16502 Hip Queen Anne Side Chair
19 3/4" W x 41 1/2" H (#2 back)

#16503 Hip Queen Anne Arm Chair
24" W x 41 1/2" H (#2 back)

#16506 Hip Queen Anne Side Chair
19 3/4" W x 41 1/2" H (#1 back)

#16507 Hip Queen Anne Arm Chair
24" W x 41 1/2" H (#1 back)

#16510 Hip Queen Anne Side Chair
19 3/4" W x 41 1/2" H (#4 back)

#16511 Hip Queen Anne Arm Chair
24" W x 41 1/2" H (#4 back)



Standard Features:

- » wood seats

Options:

- » fabric seats*
- » leather seats*



Hudson Chairs

Shown in Cherry with optional fabric seats.
Available in Brown Maple, Cherry, Oak, Rustic Cherry.

#11004 Hudson Side Chair
19 3/4" W x 38" H

#11005 Hudson Arm Chair
24 1/2" W x 38" H

Standard Features:

- » wood seats

Options:

- » fabric seats*
- » leather seats*



Liberty Mission Chairs

Shown in Quartersawn White Oak.
Available in Brown Maple, Cherry, Oak, Quartersawn White Oak.

#12418 Liberty Mission Side Chair
19 3/4" W x 45" H

#12419 Liberty Mission Arm Chair
24 1/2" W x 45" H

Standard Features:

- » wood seats

Options:

- » fabric seats*
- » leather seats*



Liberty Mission Chairs

(small version)

Shown in Quartersawn White Oak.
Available in Brown Maple, Cherry, Oak, Quartersawn White Oak.

#12434 Liberty Mission Side Chair (small version)
19 1/8" W x 39" H

#12435 Liberty Mission Arm Chair (small version)
24" W x 39" H

Standard Features:

- » wood seats

Options:

- » fabric seats*
- » leather seats*



Lloyd Chairs

Shown in Quartersawn White Oak with optional fabric seats.
Available in Brown Maple, Cherry, Oak, Quartersawn White Oak, Rustic Cherry.

#12006 Lloyd Side Chair
21 1/2" W x 43 1/4" H

#12007 Lloyd Arm Chair
23 1/2" W x 43 1/4" H

Standard Features:

- » wood seats

Options:

- » fabric seats*
- » leather seats*



Logan Chair

Shown in Oak.

Available in Brown Maple, Cherry, Oak.

#11018 Logan Side Chair

18 1/2" W x 38" H

Standard Features:

- » wood seats

Options:

- » fabric seats*
- » leather seats*



Luxembourg Chairs

Shown in Brown Maple with optional leather seats.

Available in Brown Maple, Cherry, Oak.

#10132 Luxembourg Side Chair

20 1/2" W x 42 1/4" H

#10133 Luxembourg Arm Chair

24 1/2" W x 42 1/4" H

Standard Features:

- » fabric back and seat
- » nailhead trim (see pg. 196 for nailhead color options)

Options:

- » leather back and seat*
- » COM: 2 yds. (where no placement is required)



Madison Chairs

Shown in Cherry.

Available in Brown Maple, Cherry, Oak.

#13628 Madison Side Chair

20 1/2" W x 41 1/2" H

#13629 Madison Arm Chair

25" W x 41 1/2" H

Standard Features:

- » fabric upholstery

Options:

- » leather upholstery*
- » COM on side chair: 2 1/2 yds. (where no placement is required)
- » COM on arm chair: 3 yds. (where no placement is required)



McKinley Chairs

Shown in Cherry.

Available in Brown Maple, Cherry, Maple, Oak.

#11632 McKinley Side Chair

19 7/8" W x 38 1/2" H

#11633 McKinley Arm Chair

24 5/8" W x 38 1/2" H

Standard Features:

- » wood seats

Options:

- » fabric seats*
- » leather seats*



Milton Chairs

Shown in Brown Maple.

Available in Brown Maple, Cherry, Oak, Rustic Cherry.

#11006 Milton Side Chair

19 1/2" W x 42 1/4" H

#11007 Milton Arm Chair

24 1/4" W x 42 1/4" H

Standard Features:

- » wood seats

Options:

- » fabric seats*
- » leather seats*



Mission Chairs

Shown in Oak.

Available in Brown Maple, Cherry, Oak, Quartersawn White Oak.

#12400 Mission Side Chair

20" W x 42" H

#12401 Mission Arm Chair

26" W x 42" H

Standard Features:

- » wood seats

Options:

- » fabric seats*
- » leather seats*



Mission Chairs

Shown in Oak.

Available in Brown Maple, Cherry, Oak, Quartersawn White Oak.

#12406 Mission Side Chair

19 3/4" W x 42" H

#12407 Mission Arm Chair

25 1/2" W x 42" H

Standard Features:

- » wood seats

Options:

- » fabric seats*
- » leather seats*



Mission Chairs

Shown in Quartersawn White Oak with optional leather seats.

Available in Brown Maple, Cherry, Oak, Quartersawn White Oak.

#12414 Mission Side Chair

20" W x 43 1/4" H

#12415 Mission Arm Chair

25 1/4" W x 43 1/4" H

Standard Features:

- » wood seats

Options:

- » fabric seats*
- » leather seats*



Mission Chairs

Shown in Cherry.

Available in Brown Maple, Cherry, Oak, Quartersawn White Oak.

#12420 Mission Side Chair

19 3/4" W x 45" H

#12421 Mission Arm Chair

24 1/2" W x 45" H

Standard Features:

- » wood seats

Options:

- » fabric seats*
- » leather seats*



Mission Chairs

Shown in Cherry.

Available in Brown Maple, Cherry, Oak, Quartersawn White Oak.

#12422 Mission Side Chair

19 3/4" W x 45" H

#12423 Mission Arm Chair

24 1/2" W x 45" H

Standard Features:

- » wood seats

Options:

- » fabric seats*
- » leather seats*



Monarch Chairs

Shown in Brown Maple with optional fabric seats.

Available in Brown Maple, Cherry, Maple, Oak, Quartersawn White Oak.

#11012 Monarch Side Chair

19 1/2" W x 40 3/4" H

#11013 Monarch Arm Chair

23 1/2" W x 40 3/4" H

Standard Features:

- » wood seats

Options:

- » fabric seats*
- » leather seats*



Montecito Chairs

Shown in Cherry.

Available in Brown Maple, Cherry, Oak.

#13636 Montecito Side Chair

21" W x 42" H

#13637 Montecito Arm Chair

23 1/2" W x 42" H

Standard Features:

- » fabric back and seat
- » nailhead trim (see pg. 196 for nailhead color options)

Options:

- » leather back and seat*
- » COM: 2 yds. (where no placement is required)



Napoleon Chairs

Shown in Cherry.

Available in Brown Maple, Cherry, Maple, Oak.

#13610 Napoleon Side Chair

21" W x 40" H

#13611 Napoleon Arm Chair

23" W x 40" H

Standard Features:

- » wood seats

Options:

- » fabric seats*
- » leather seats*



North Union Chairs

Shown in Cherry.

Available in Brown Maple, Cherry, Maple, Oak, Quartersawn White Oak.

#11636 North Union Side Chair

20" W x 40 1/8" H

#11637 North Union Arm Chair

24 1/2" W x 40 1/8" H

Standard Features:

- » 1 1/4" deep-scoop wood seats

Options:

- » regular scoop wood seats**
- » fabric seats*
- » leather seats*



Paddle Back Chairs

#17104 & #17105 Low Paddle Back Chairs shown in Oak.

Available in Brown Maple, Cherry, Maple, Oak, Quartersawn White Oak.

#17100 High Paddle Back Side Chair

18 1/4" W x 41" H (plain leg)

#17101 High Paddle Back Arm Chair

24 1/4" W x 41" H (plain leg)

#17102 High Paddle Back Side Chair

18 1/4" W x 41" H (turned leg)

#17103 High Paddle Back Arm Chair

24 1/4" W x 41" H (turned leg)

#17104 Low Paddle Back Side Chair

18 1/4" W x 36 1/4" H (plain leg)

#17105 Low Paddle Back Arm Chair

24 1/4" W x 36 1/4" H (plain leg)

#17106 Low Paddle Back Side Chair

18 1/4" W x 36 1/4" H (turned leg)

#17107 Low Paddle Back Arm Chair

24 1/4" W x 36 1/4" H (turned leg)

Standard Features:

- » wood seats
- » chair cannot be two-toned



Parsons Chair

Shown in Brown Maple.

Available in Brown Maple, Cherry, Maple, Oak, Walnut.

#11010 Parsons Side Chair

20 3/4" W x 39 1/2" H

Standard Features:

- » fabric back and seat

Options:

- » leather back and seat*
- » COM: 2 1/4 yds. (where no placement is required)

*additional cost

**less cost



Peggs Chair

Shown in Brown Maple.

Available in Brown Maple, Cherry, Maple, Oak.

#14638 Peggs Side Chair
25" W x 34" H

Standard Features:

- » wood seats
- » chair cannot be two-toned



Portland Chairs

Shown in Oak.

Available in Brown Maple, Cherry, Maple, Oak, Quartersawn White Oak.

#12008 Portland Side Chair
17 3/4" W x 39 3/4" H

#12009 Portland Arm Chair
23" W x 39 3/4" H

Standard Features:

- » wood seats

Options:

- » fabric seats*
- » leather seats*



Prairie Mission Chairs

Shown in Oak.

Available in Brown Maple, Cherry, Oak, Quartersawn White Oak.

#12404 Prairie Mission Side Chair
19 3/4" W x 42" H

#12405 Prairie Mission Arm Chair
25 1/2" W x 42" H

Standard Features:

- » wood seats

Options:

- » fabric seats*
- » leather seats*



Press Back Chairs

Shown in Oak.

Available in Brown Maple, Cherry, Oak.

#17200 Press Back Side Chair
21" W x 38 1/4" H

#17201 Press Back Arm Chair
24 1/2" W x 38 1/4" H

Standard Features:

- » wood seats
- » chair cannot be two-toned



Provence Chairs

Shown in Cherry.

Available in Brown Maple, Cherry, Oak.

#15000 Provence Side Chair
19 1/2" W x 42 1/2" H

#15001 Provence Arm Chair
22 3/4" W x 42 1/2" H

Standard Features:

- » wood seats

Options:

- » fabric seats*
- » leather seats*



Queen Anne Chairs

#16500 & #16501 Queen Anne Chairs shown in Cherry with optional fabric seats.
Available in Brown Maple, Cherry, Oak.

#16500 Queen Anne Side Chair
19 3/4" W x 41 1/2" H (#2 back)

#16501 Queen Anne Arm Chair
24" W x 41 1/2" H (#2 back)

#16504 Queen Anne Side Chair
19 3/4" W x 41 1/2" H (#1 back)

#16505 Queen Anne Arm Chair
24" W x 41 1/2" H (#1 back)

#16508 Queen Anne Side Chair
19 3/4" W x 41 1/2" H (#4 back)

#16509 Queen Anne Arm Chair
24" W x 41 1/2" H (#4 back)



Standard Features:

- » wood seats

Options:

- » fabric seats*
- » leather seats*



Riviera Chairs

Shown in Cherry with optional fabric seats.
Available in Brown Maple, Cherry, Oak.

#14634 Riviera Side Chair
20 1/4" W x 39 3/4" H

#14635 Riviera Arm Chair
24" W x 39 3/4" H

Standard Features:

- » wood seats

Options:

- » fabric seats*
- » leather seats*



Rodhe Chairs

Shown in Cherry with optional fabric seats.
Available in Brown Maple, Cherry, Maple, Oak.

#11634 Rodhe Side Chair
19 7/8" W x 38 1/2" H

#11635 Rodhe Arm Chair
24 5/8" W x 38 1/2" H

Standard Features:

- » wood seats

Options:

- » fabric seats*
- » leather seats*



Santa Fe Chairs

Shown in Quartersawn White Oak.
Available in Brown Maple, Cherry, Oak, Quartersawn White Oak.

#12426 Santa Fe Side Chair
19 3/4" W x 42" H

#12427 Santa Fe Arm Chair
25 1/2" W x 42" H

Standard Features:

- » wood seats

Options:

- » fabric seats*
- » leather seats*



School Chair

Shown in Oak.
Available in Brown Maple, Oak.

#17608 School Side Chair
18" W x 34 3/4" H

Standard Features:

- » wood seats

Options:

- » fabric seats*
- » leather seats*



Sequoia Chair

Shown in Oak.

Available in Brown Maple, Cherry, Oak, White Oak.

#14624 Sequoia Side Chair

19 1/8" W x 38" H

Standard Features:

- » 1 1/4" deep-scoop wood seats



Shaker Chairs

Shown in Oak with optional fabric seats.

Available in Brown Maple, Cherry, Maple, Oak.

#11300 Shaker Side Chair

19 3/4" W x 42" H

#11301 Shaker Arm Chair

24 1/2" W x 42" H

Standard Features:

- » wood seats

Options:

- » fabric seats*
- » leather seats*



Shaker Chairs

Shown in Cherry with optional fabric seats.

Available in Brown Maple, Cherry, Maple, Oak.

#11302 Shaker Side Chair

19 1/2" W x 42" H

#11303 Shaker Arm Chair

24" W x 42" H

Standard Features:

- » wood seats

Options:

- » fabric seats*
- » leather seats*



Shaker Chairs

Shown in Cherry.

Available in Brown Maple, Cherry, Maple, Oak, Quartersawn White Oak.

#11304 Shaker Side Chair

19 3/4" W x 42" H

#11305 Shaker Arm Chair

25 3/4" W x 42" H

Standard Features:

- » wood seats

Options:

- » fabric seats*
- » leather seats*



Shaker Chairs

Shown in Cherry.

Available in Brown Maple, Cherry, Maple, Oak, Quartersawn White Oak.

#11316 Shaker Side Chair

19 3/4" W x 42" H

#11317 Shaker Arm Chair

25 3/4" W x 42" H

Standard Features:

- » wood seats

Options:

- » fabric seats*
- » leather seats*



Shaker Chairs

Shown in Cherry.

Available in Brown Maple, Cherry, Maple, Oak, Quartersawn White Oak.

#11336 Shaker Side Chair

19 3/4" W x 42" H

#11337 Shaker Arm Chair

25 3/4" W x 42" H

Standard Features:

- » fabric back and seat

Options:

- » leather back and seat*
- » COM: 1 yd. (where no placement is required)



Shaker Chairs

Shown in Cherry.

Available in Brown Maple, Cherry, Maple, Oak.

#11338 Shaker Side Chair

19 7/8" W x 38 1/2" H

#11339 Shaker Arm Chair

24 5/8" W x 38 1/2" H

Standard Features:

- » fabric back and seat

Options:

- » leather back and seat*
- » COM: 1 yd. (where no placement is required)



Shaker Ladderback Chairs

Shown in Cherry.

Available in Brown Maple, Cherry, Maple, Oak.

#11202 Shaker Ladderback Side Chair

19 1/8" W x 44" H

#11203 Shaker Ladderback Arm Chair

22 1/4" W x 44" H

Standard Features:

- » wood seats



Shaker Ladderback Chairs

Shown in Cherry.

Available in Brown Maple, Cherry, Maple, Oak.

#11318 Shaker Ladderback Side Chair

19 3/4" W x 42" H

#11319 Shaker Ladderback Arm Chair

23 1/2" W x 42" H

Standard Features:

- » wood seats

Options:

- » fabric seats*
- » leather seats*



Shaker Ladderback Chairs with Shaker Leg

Shown in Cherry with optional leather seats.

Available in Brown Maple, Cherry, Maple, Oak.

#11320 Shaker Ladderback Side Chair

19 3/4" W x 42" H

#11321 Shaker Ladderback Arm Chair

23 1/2" W x 42" H

Standard Features:

- » wood seats

Options:

- » fabric seats*
- » leather seats*



Sheaf Back Chairs

Shown in Cherry.

Available in Brown Maple, Cherry, Maple, Oak.

#17175 Sheaf Back Side Chair

20" W x 42 1/4" H

#17176 Sheaf Back Arm Chair

24" W x 42 1/4" H

Standard Features:

- » wood seats



Sonoma Chairs

Shown in Cherry.

Available in Brown Maple, Cherry, Oak.

#11328 Sonoma Side Chair

19 3/4" W x 38" H

#11329 Sonoma Arm Chair

24 1/2" W x 38" H

Standard Features:

- » 1 1/4" deep-scoop wood seats

Options:

- » fabric seats*
- » leather seats*



Spindle Back Chairs

Shown in Cherry.

Available in Brown Maple, Cherry, Maple, Oak.

#11620 Spindle Back Side Chair

19 7/8" W x 38 1/2" H

#11621 Spindle Back Arm Chair

24 5/8" W x 38 1/2" H

Standard Features:

- » wood seats

Options:

- » fabric seats*
- » leather seats*



Stillwater Chairs

Shown in Quartersawn White Oak with optional fabric seats.

Available in Brown Maple, Cherry, Oak, Quartersawn White Oak, Rustic Cherry.

#12010 Stillwater Side Chair

18 1/2" W x 46" H

#12011 Stillwater Arm Chair

27" W x 46" H

Standard Features:

- » wood seats

Options:

- » fabric seats*
- » leather seats*



Stillwater Settee

Shown in Quartersawn White Oak with optional fabric seat.

Available in Brown Maple, Cherry, Oak, Quartersawn White Oak, Rustic Cherry.

#12900 Stillwater Settee

48" W x 46" H

Standard Features:

- » wood seats

Options:

- » fabric seats*
- » leather seats*



Sydney Chairs

Shown in Oak with optional leather seats.

Available in Brown Maple, Cherry, Oak.

#12432 Sydney Side Chair

19 3/4" W x 44" H

#12433 Sydney Arm Chair

22 3/4" W x 44" H

Standard Features:

- » wood seats

Options:

- » fabric seats*
- » leather seats*



Taylor Chair

Shown in Brown Maple with optional fabric seats.

Available in Brown Maple, Cherry, Oak.

#11022 Taylor Side Chair

18 1/2" W x 38" H

Standard Features:

- » wood seats

Options:

- » fabric seats*
- » leather seats*



Tribeca Chair

Shown in Walnut with optional two-tone leather seats.

Available in Brown Maple, Cherry, Oak, Walnut.

#14633 Tribeca Arm Chair

25 1/2" W x 27 1/2" H

Standard Features:

- » leather seats

Options:

- » wood seats
- » fabric seats
- » two-tone leather seats



Tuscany Chairs

*Shown in Cherry.
Available in Brown Maple, Cherry, Oak.*

#13626 Tuscany Side Chair
19 5/8" W x 38" H

#13627 Tuscany Arm Chair
23 1/2" W x 38" H

Standard Features:

- » 1 1/4" deep-scoop wood seats

Options:

- » fabric seats*
- » leather seats*



Uptown Chairs

*Shown in Cherry.
Available in Brown Maple, Cherry, Maple, Oak.*

#14640 Uptown Side Chair
23" W x 40" H

#14641 Uptown Arm Chair
23" W x 40" H

Standard Features:

- » fabric back and seat
- » nailhead trim (see pg. 196 for nailhead color options)

Options:

- » COM: 3 yds. (where no placement is required)



V-Back Chairs

*Shown in Cherry with optional leather seats.
Available in Brown Maple, Cherry, Oak, Rustic Cherry.*

#14008 V-Back Side Chair
21" W x 39 1/4" H

#14009 V-Back Arm Chair
26 3/4" W x 39 1/4" H

Standard Features:

- » wood seats

Options:

- » fabric seats*
- » leather seats*



Vienna Chairs

*Shown in Cherry.
Available in Brown Maple, Cherry, Maple, Oak.*

#11616 Vienna Side Chair
19 7/8" W x 38 1/2" H

#11617 Vienna Arm Chair
24 5/8" W x 38 1/2" H

Standard Features:

- » wood seats

Options:

- » fabric seats*
- » leather seats*



Warren Chairs

*Shown in Cherry.
Available in Brown Maple, Cherry, Oak.*

#11344 Warren Side Chair
19 3/4" W x 43" H

#11345 Warren Arm Chair
24 1/4" W x 43" H

Standard Features:

- » wood seats

Options:

- » fabric seats*
- » leather seats*



Wayside Chair

*Shown in Brown Maple.
Available in Brown Maple, Cherry, Oak.*

#11020 Wayside Side Chair
18 1/2" W x 38" H

Standard Features:

- » wood seats

Options:

- » fabric seats*
- » leather seats*



Wellington Chairs

Shown in Cherry.

Available in Brown Maple, Cherry, Maple, Oak, Quartersawn White Oak.

#11326 Wellington Side Chair

19 3/4" W x 38" H

#11327 Wellington Arm Chair

24 1/2" W x 38" H

Standard Features:

- » wood seats

Options:

- » fabric seats*
- » leather seats*



Whitby Chair

Shown in Oak.

Available in Brown Maple, Cherry, Maple, Oak, Quartersawn White Oak.

#17610 Whitby Side Chair

20 3/16" W x 39" H

Standard Features:

- » fabric back and seat

Options:

- » leather back and seat*
- » COM: 1 1/2 yds. (where no placement is required)



Whitby Upholstered Arm Chair

Available only in Oak.

#17611 Whitby Arm Chair

27 1/8" W x 46 3/16" H

Standard Features:

- » fabric upholstery
- » springs in seat

Options:

- » leather upholstery*
- » COM: 6 yds. (where no placement is required)



Williamsburg Chairs

Shown in Cherry.

Available in Brown Maple, Cherry, Oak.

#11342 Williamsburg Side Chair

19 3/4" W x 46" H

#11343 Williamsburg Arm Chair

24 1/2" W x 46" H

Standard Features:

- » wood seats

Options:

- » fabric seats*
- » leather seats*



Windsor Chairs

Shown in Cherry.

Available in Cherry, Maple.

#10130 Windsor Side Chair

23 1/2" W x 40" H

#10131 Windsor Arm Chair

23 3/4" W x 43" H

Standard Features:

- » wood seats
- » chair cannot be two-toned



X-Back Chairs

Shown in Maple with optional fabric seats.

Available in Brown Maple, Cherry, Maple, Oak.

#13614 X-Back Side Chair

19 7/8" W x 38 1/2" H

#13615 X-Back Arm Chair

24 5/8" W x 38 1/2" H

Standard Features:

- » wood seats

Options:

- » fabric seats*
- » leather seats*

BAR CHAIRS



Aron Counter / Bar Stools

Stools shown in Cherry.
Available in Brown Maple, Cherry, Oak.

#13898 Aron 24" H Counter Stool
15 3/4" square seat x 26 1/2" H

#13899 Aron 30" H Bar Stool
15 3/4" square seat x 32 1/2" H

Standard Features:

- » leather seats



Clayton Counter / Bar Chairs

Counter chair shown in Cherry.
Available in Brown Maple, Cherry, Oak, Rustic Cherry.

#11724 Clayton 24" H Counter Chair
19 1/4" W x 42" H

#11725 Clayton 30" H Bar Chair
19 1/4" W x 48" H

Standard Features:

- » wood seats

Options:

- » fabric seats*
- » leather seats*



Crossback Counter / Bar Chairs

Counter chair shown in Cherry with optional fabric seat.
Available in Brown Maple, Cherry, Oak, Rustic Cherry.

#13774 Crossback 24" H Counter Chair
21" W x 44 1/4" H

#13775 Crossback 30" H Bar Chair
21" W x 50 1/4" H

Standard Features:

- » wood seats

Options:

- » fabric seats*
- » leather seats*
- » #13874 24" H Swivel Counter Stool*
- » #13875 30" H Swivel Bar Stool*



Diamond Mission Counter / Bar Chairs

Counter chair shown in Oak.
Available in Brown Maple, Cherry, Oak, Quartersawn White Oak.

#12742 Diamond Mission 24" H Counter Chair
19 1/8" W x 41" H

#12743 Diamond Mission 30" H Bar Chair
19 1/8" W x 47" H

Standard Features:

- » wood seats

Options:

- » fabric seats*
- » leather seats*
- » #12842 24" H Swivel Counter Stool*
- » #12843 30" H Swivel Bar Stool*



Easton Counter / Bar Chairs

Counter chair shown in Brown Maple.
Available in Brown Maple, Cherry, Oak.

#14776 Easton 24" H Counter Chair
19" W x 42 1/2" H

#14777 Easton 30" H Bar Chair
19" W x 48 1/2" H

Standard Features:

- » 1 1/4" deep scoop wood seats

Options:

- » fabric seats*
- » leather seats*
- » #14876 24" H Swivel Counter Stool*
- » #14877 30" H Swivel Bar Stool*



Estate Counter / Bar Chairs

Counter chair shown in Hickory.
Available in Brown Maple, Cherry, Hickory, Maple, Oak.

#13760 Estate 24" H Counter Chair
19 1/8" W x 43" H

#13761 Estate 30" H Bar Chair
19 1/8" W x 49" H

Standard Features:

- » wood seats

Options:

- » fabric seats*
- » leather seats*
- » #13860 24" H Swivel Counter Stool*
- » #13861 30" H Swivel Bar Stool*



inlay

Eugene Inlay Counter / Bar Chairs

Counter chair shown in Cherry.

Available in Brown Maple, Cherry, Oak, Quartersawn White Oak, Rustic Cherry.

#12700 Eugene Inlay 24" H Counter Chair
19 3/4" W x 43" H

#12701 Eugene Inlay 30" H Bar Chair
19 3/4" W x 49" H

#12702 Eugene 24" H Counter Chair - no inlay
19 3/4" W x 43" H

#12703 Eugene 30" H Bar Chair - no inlay
19 3/4" W x 49" H

Standard Features:

- » wood seats

Options:

- » fabric seats*
- » leather seats*
- » #12800 24" H Swivel Counter Stool*
- » #12801 30" H Swivel Bar Stool*
- » #12802 24" H Swivel Counter Stool - no inlay*
- » #12803 30" H Swivel Bar Stool - no inlay*



Fenton Counter / Bar Chairs

Counter chair shown in Cherry.

Available in Brown Maple, Cherry, Oak, Rustic Cherry.

#13776 Fenton 24" H Counter Chair
21 1/2" W x 42 3/4" H

#13777 Fenton 30" H Bar Chair
21 1/2" W x 48 3/4" H

Standard Features:

- » fabric back and seat

Options:

- » leather back and seat*
- » #13876 24" H Swivel Counter Stool*
- » #13877 30" H Swivel Bar Stool*
- » COM: 1 yd. (where no placement is required)



Harrison Counter / Bar Chairs

Counter chair shown in Brown Maple.

Available in Brown Maple, Cherry, Oak, Rustic Cherry.

#11720 Harrison 24" H Counter Chair
18" W x 41 1/4" H

#11721 Harrison 30" H Bar Chair
18" W x 47 1/4" H

Standard Features:

- » wood seats

Options:

- » fabric seats*
- » leather seats*



Heritage Counter / Bar Chairs

Counter chair shown in Cherry.

Available in Brown Maple, Cherry, Oak.

#11712 Heritage 24" H Counter Chair
19 1/8" W x 42" H

#11713 Heritage 30" H Bar Chair
19 1/8" W x 48" H

Standard Features:

- » wood seats

Options:

- » fabric seats*
- » leather seats*
- » #11812 24" H Swivel Counter Stool*
- » #11813 30" H Swivel Bar Stool*



Hudson Counter / Bar Chairs

Counter chair shown in Cherry.

Available in Brown Maple, Cherry, Oak, Rustic Cherry.

#11722 Hudson 24" H Counter Chair
19 1/8" W x 42" H

#11723 Hudson 30" H Bar Chair
19 1/8" W x 48" H

Standard Features:

- » wood seats

Options:

- » fabric seats*
- » leather seats*
- » #11822 24" H Swivel Counter Stool*
- » #11823 30" H Swivel Bar Stool*



Liberty Mission Counter / Bar Chairs

Counter chair shown in Quartersawn White Oak.
Available in Brown Maple, Cherry, Oak,
Quartersawn White Oak.

#12754 Liberty Mission 24" Counter Chair
19 1/8" W x 45" H

#12755 Liberty Mission 30" Bar Chair
19 1/8" W x 51" H

Standard Features:

- » wood seats

Options:

- » fabric seats*
- » leather seats*
- » #12854 24" H Swivel Counter Stool*
- » #12855 30" H Swivel Bar Stool*



Lloyd Counter / Bar Chairs

Bar chair shown in Cherry with optional leather seat.
Available in Brown Maple, Cherry, Oak, Quartersawn
White Oak, Rustic Cherry.

#12706 Lloyd 24" H Counter Chair
19 1/2" W x 42" H

#12707 Lloyd 30" H Bar Chair
19 1/2" W x 48" H

Standard Features:

- » wood seats

Options:

- » fabric seats*
- » leather seats*



McKinley Counter / Bar Chairs

Counter chair shown in Cherry.
Available in Brown Maple, Cherry, Maple, Oak.

#11778 McKinley 24" H Counter Chair
19 1/8" W x 41 1/2" H

#11779 McKinley 30" H Bar Chair
19 1/8" W x 47 1/2" H

Standard Features:

- » wood seats

Options:

- » fabric seats*
- » leather seats*
- » #11878 24" H Swivel Counter Stool*
- » #11879 30" H Swivel Bar Stool*



Mission Counter / Bar Chairs

Counter chair shown in Oak.
Available in Brown Maple, Cherry, Oak,
Quartersawn White Oak.

#12740 Mission 24" H Counter Chair
19 1/8" W x 41" H

#12741 Mission 30" H Bar Chair
19 1/8" W x 47" H

Standard Features:

- » wood seats

Options:

- » fabric seats*
- » leather seats*
- » #12840 24" H Swivel Counter Stool*
- » #12841 30" H Swivel Bar Stool*



Mission Counter / Bar Chairs

Counter chair shown in Quartersawn White Oak
with optional leather seat.
Available in Brown Maple, Cherry, Oak,
Quartersawn White Oak.

#12744 Mission 24" H Counter Chair
19 1/8" W x 42" H

#12745 Mission 30" H Bar Chair
19 1/8" W x 48" H

Standard Features:

- » wood seats

Options:

- » fabric seats*
- » leather seats*
- » #12844 24" H Swivel Counter Stool*
- » #12845 30" H Swivel Bar Stool*



Mission Counter / Bar Chairs

Counter chair shown in Cherry with optional
leather seat.
Available in Brown Maple, Cherry, Oak,
Quartersawn White Oak.

#12748 Mission 24" H Counter Chair
19 1/8" W x 41" H

#12749 Mission 30" H Bar Chair
19 1/8" W x 47" H

Standard Features:

- » wood seats

Options:

- » fabric seats*
- » leather seats*
- » #12848 24" H Swivel Counter Stool*
- » #12849 30" H Swivel Bar Stool*



Napoleon Counter / Bar Chairs

Counter chair shown in Brown Maple.

Available in Brown Maple, Cherry, Maple, Oak.

#13772 Napoleon 24" H Counter Chair
19 1/8" W x 42" H

#13773 Napoleon 30" H Bar Chair
19 1/8" W x 48" H

Standard Features:

- » wood seats

Options:

- » fabric seats*
- » leather seats*
- » #13872 24" H Swivel Counter Stool*
- » #13873 30" H Swivel Bar Stool*



Provence Counter / Bar Chairs

Bar chair shown in Brown Maple.

Available in Brown Maple, Cherry, Oak.

#15700 Provence 24" H Counter Chair
19" W x 40 1/2" H

#15701 Provence 30" H Bar Chair
19" W x 46 1/2" H

Standard Features:

- » wood seats

Options:

- » fabric seats*
- » leather seats*
- » #15800 24" H Swivel Counter Stool*
- » #15801 30" H Swivel Bar Stool*



School Counter / Bar Chairs

Counter chair shown in Oak.

Available in Brown Maple, Oak.

#17762 School 24" H Counter Chair
18" W x 41" H

#17763 School 30" H Bar Chair
18" W x 47" H

Standard Features:

- » wood seats

Options:

- » fabric seats*
- » leather seats*
- » #17862 24" H Swivel Counter Stool*
- » #17863 30" H Swivel Bar Stool*



Sequoia Counter / Bar Chairs

Counter chair shown in Brown Maple.

Available in Brown Maple, Cherry, Oak, White Oak.

#14780 Sequoia 24" H Counter Chair
18 1/4" W x 42" H

#14781 Sequoia 30" H Bar Chair
18 1/4" W x 48" H

Standard Features:

- » 1 1/4" deep-scoop wood seats

Options:

- » #14880 24" H Swivel Counter Stool*
- » #14881 30" H Swivel Bar Stool*



Shaker Counter / Bar Chairs

Counter chair shown in Oak.

Available in Brown Maple, Cherry, Maple, Oak.

#11702 Shaker 24" H Counter Chair
19 1/8" W x 43" H

#11703 Shaker 30" H Bar Chair
19 1/8" W x 49" H

Standard Features:

- » wood seats

Options:

- » fabric seats*
- » leather seats*
- » #11802 24" H Swivel Counter Stool*
- » #11803 30" H Swivel Bar Stool*



Shaker Counter / Bar Chairs

Counter chair shown in Cherry.

Available in Brown Maple, Cherry, Maple, Oak, Quartersawn White Oak.

#11704 Shaker 24" H Counter Chair
19 1/8" W x 42" H

#11705 Shaker 30" H Bar Chair
19 1/8" W x 48" H

Standard Features:

- » wood seats

Options:

- » fabric seats*
- » leather seats*
- » #11804 24" H Swivel Counter Stool*
- » #11805 30" H Swivel Bar Stool*



Shaker Counter / Bar Chairs

Counter chair shown in Cherry.
Available in Brown Maple, Cherry, Maple, Oak,
Quartersawn White Oak.

#11706 Shaker 24" H Counter Chair
19 1/8" W x 42" H

#11707 Shaker 30" H Bar Chair
19 1/8" W x 48" H

Standard Features:

- » wood seats

Options:

- » fabric seats*
- » leather seats*
- » #11806 24" H Swivel Counter Stool*
- » #11807 30" H Swivel Bar Stool*



Shaker Ladderback Counter / Bar Chairs

Counter chair shown in Cherry.
Available in Brown Maple, Cherry, Maple, Oak.

#11708 Shaker Ladderback 24" H Counter Chair
19 1/8" W x 42" H

#11709 Shaker Ladderback 30" H Bar Chair
19 1/8" W x 48" H

Standard Features:

- » wood seats

Options:

- » fabric seats*
- » leather seats*
- » #11808 24" H Swivel Counter Stool*
- » #11809 30" H Swivel Bar Stool*



Shaker Ladderback Counter / Bar Chairs with Shaker Legs

Counter chair shown in Oak.
Available in Brown Maple, Cherry, Maple, Oak.

#11710 Shaker Ladderback 24" H Counter Chair
19 1/8" W x 42" H

#11711 Shaker Ladderback 30" H Bar Chair
19 1/8" W x 48" H

Standard Features:

- » wood seats

Options:

- » fabric seats*
- » leather seats*
- » #11808 24" H Swivel Counter Stool*
- » #11809 30" H Swivel Bar Stool*



Sonoma Counter / Bar Chairs

Counter chair shown in Maple with optional
leather seat.
Available in Brown Maple, Cherry, Oak.

#11716 Sonoma 24" H Counter Chair
19 1/8" W x 42" H

#11717 Sonoma 30" H Bar Chair
19 1/8" W x 48" H

Standard Features:

- » 1 1/4" deep scoop wood seats

Options:

- » fabric seats*
- » leather seats*
- » #11816 24" H Swivel Counter Stool*
- » #11817 30" H Swivel Bar Stool*



Stanley Counter / Bar Stools

Counter stool shown in Brown Maple.
Available in Brown Maple, Cherry, Oak,
Rustic Cherry.

#11824 Stanley 24" H Counter Stool
17" W x 24" H

#11825 Stanley 30" H Bar Stool
18" W x 30" H

Standard Features:

- » wood seats
- » chair cannot be two-toned



V-Back Counter / Bar Chairs

Bar chair shown in Cherry with optional fabric seat.
Available in Brown Maple, Cherry, Oak,
Rustic Cherry.

#14708 V-Back 24" H Counter Chair
21" W x 42" H

#14709 V-Back 30" H Bar Chair
21" W x 48" H

Standard Features:

- » wood seats

Options:

- » fabric seats*
- » leather seats*
- » #14808 24" H Swivel Counter Stool*
- » #14809 30" H Swivel Bar Stool*



Wellington Counter / Bar Chairs

Counter chair shown in Cherry with optional leather seat.

Available in Brown Maple, Cherry, Oak.

#11714 Wellington 24" H Counter Chair

19 1/8" W x 42" H

#11715 Wellington 30" H Bar Chair

19 1/8" W x 48" H

Standard Features:

- » wood seats

Options:

- » fabric seats*
- » leather seats*
- » #11814 24" H Swivel Counter Stool*
- » #11815 30" H Swivel Bar Stool*



X-Back Counter / Bar Chairs

Counter chair shown in Brown Maple with optional fabric seat.

Available in Brown Maple, Cherry, Maple, Oak.

#13770 X-Back 24" H Counter Chair

19 1/8" W x 41 1/2" H

#13771 X-Back 30" H Bar Chair

19 1/8" W x 47 1/2" H

Standard Features:

- » wood seats

Options:

- » fabric seats*
- » leather seats*
- » #13870 24" H Swivel Counter Stool*
- » #13871 30" H Swivel Bar Stool*

BENCHES



Arvada Bench

#13903 84" Arvada Bench shown in Oak.

Available in Brown Maple, Cherry, Maple, Oak, Quartersawn White Oak.

#13900 66" Arvada Bench

66" W x 14" D x 17 1/2" H

#13901 72" Arvada Bench

72" W x 14" D x 17 1/2" H

#13902 78" Arvada Bench

78" W x 14" D x 17 1/2" H

#13903 84" Arvada Bench

84" W x 14" D x 17 1/2" H

Standard Features:

- » 1 1/2" thick top
- » wood seat



Bordeaux Bench

#10905 84" Bordeaux Bench shown in Rustic Walnut.

Available in Rustic Cherry, Rustic Walnut, Wormy Maple.

#10904 72" Bordeaux Bench

72" W x approx. 16" D x 17 1/2" H

#10905 84" Bordeaux Bench

84" W x approx. 16" D x 17 1/2" H

#10906 96" Bordeaux Bench



96" W x approx. 16" D x 17 1/2" H

Standard Features:

- » 1 5/8" thick live edge top (width may vary)
- » silver powder-coated metal base

Options:

- » X metal base*
- » Eclipse metal base*
- » all bases are available in silver, matte black or sungold





McKinley Bench

#11920 72" McKinley Bench shown in Cherry.

Available in Brown Maple, Cherry, Maple, Oak, Quartersawn White Oak.

#11914 36" McKinley Bench

36" W x 14" D x 17 1/2" H

#11915 42" McKinley Bench

42" W x 14" D x 17 1/2" H

#11916 48" McKinley Bench

48" W x 14" D x 17 1/2" H

#11917 54" McKinley Bench

54" W x 14" D x 17 1/2" H

#11918 60" McKinley Bench

60" W x 14" D x 17 1/2" H

#11919 66" McKinley Bench


66" W x 14" D x 17 1/2" H

#11920 72" McKinley Bench

72" W x 14" D x 17 1/2" H

Standard Features:

- » 1 1/2" thick plank top
- » wood seat
- » distressed
- » low sheen finish



Provence Bench

#15903 60" Provence Bench shown in Cherry with optional fabric seat.

Available in Brown Maple, Cherry, Maple, Oak.

#15900 42" Provence Bench

42" W x 14" D x 17 1/2" H

#15901 48" Provence Bench

48" W x 14" D x 17 1/2" H

#15902 54" Provence Bench

54" W x 14" D x 17 1/2" H

#15903 60" Provence Bench

60" W x 14" D x 17 1/2" H

#15904 66" Provence Bench

66" W x 14" D x 17 1/2" H

#15905 72" Provence Bench

72" W x 14" D x 17 1/2" H

Standard Features:

- » 1" thick top
- » wood seat

Options:

- » fabric seat*



Sequoia Bench

#14902 60" Sequoia Bench shown in White Oak.

Available in Brown Maple, Cherry, Maple, Oak, Quartersawn White Oak, White Oak.

#14900 48" Sequoia Bench

48" W x 14 1/2" D x 18" H

#14901 54" Sequoia Bench

54" W x 14 1/2" D x 18" H

#14902 60" Sequoia Bench

60" W x 14 1/2" D x 18" H

#14903 66" Sequoia Bench

66" W x 14 1/2" D x 18" H

#14904 72" Sequoia Bench

72" W x 14 1/2" D x 18" H

Standard Features:

- » 1 1/2" thick top
- » wood seat
- » 3 1/4" square legs



Shaker Bench

#11925 60" Shaker Bench shown in Cherry.

Available in Brown Maple, Cherry, Maple, Oak, Quartersawn White Oak.

#11921 36" Shaker Bench

36" W x 14" D x 17 1/2" H

#11922 42" Shaker Bench

42" W x 14" D x 17 1/2" H

#11923 48" Shaker Bench

48" W x 14" D x 17 1/2" H

#11924 54" Shaker Bench

54" W x 14" D x 17 1/2" H

#11925 60" Shaker Bench

60" W x 14" D x 17 1/2" H

#11926 66" Shaker Bench

66" W x 14" D x 17 1/2" H

#11927 72" Shaker Bench

72" W x 14" D x 17 1/2" H

Standard Features:

- » 1" thick top
- » wood seat
- » 2" shaker legs

Options:

- » fabric seat*



Wellington Bench

#11911 60" Wellington Bench shown in Cherry.

Available in Brown Maple, Cherry, Maple, Oak, Quartersawn White Oak.

#11907 36" Wellington Bench
36" W x 14" D x 17 1/2" H

#11908 42" Wellington Bench
42" W x 14" D x 17 1/2" H

#11909 48" Wellington Bench
48" W x 14" D x 17 1/2" H

#11910 54" Wellington Bench
54" W x 14" D x 17 1/2" H


#11911 60" Wellington Bench
60" W x 14" D x 17 1/2" H

#11912 66" Wellington Bench
66" W x 14" D x 17 1/2" H

#11913 72" Wellington Bench
72" W x 14" D x 17 1/2" H

Standard Features:

- » 1 1/2" thick plank top
- » wood seat
- » distressed
- » low sheen finish



Williamsburg Bench

#10902 72" Williamsburg Bench shown in Cherry.

Available in Brown Maple, Cherry, Maple, Oak, Quartersawn White Oak.

#10900 60" Williamsburg Bench
60" W x 14" D x 17 1/2" H

#10901 66" Williamsburg Bench
66" W x 14" D x 17 1/2" H

#10902 72" Williamsburg Bench
72" W x 14" D x 17 1/2" H

#10903 78" Williamsburg Bench
78" W x 14" D x 17 1/2" H

Standard Features:

- » 2" thick edge
- » breadboard ends
- » wood seat

CABINETS

Find the specs and information about your new favorite cabinet here. Mix and match cabinets from this section with individual tables and chairs to get that perfectly eclectic mix that you're looking for.

Andover Corner Hutch.....	169	Grand Mesa Hutch	177	Sonoma Hutch.....	184
Andover Hutch.....	169	Heritage Corner Hutch.....	177	Spencer Hutch.....	184
Arvada Sideboard.....	169	Heritage Huntboard.....	177	Sydney Hutch	185
Ashville Corner Hutch.....	169	Heritage Hutch.....	177	Traditional Corner Hutch	185
Ashville Hutch.....	170	Hill House Corner Hutch.....	177	Traditional Hutch	186
Ashville Server.....	170	Hill House Hutch.....	178	Tribeca Shelf	186
Aspen Hutch	170	Hill House Sideboard.....	178	Tribeca Sideboard	186
Bentley Sideboard	170	Kensington Buffet.....	178	Tuscany Buffet.....	187
Branson Sideboard.....	170	Lexington Hutch.....	178	Uptown Sideboard.....	187
Brentwood Buffet.....	171	Liberty Mission Hutch	178	Urban Curio	187
Canted Hutch.....	171	Liberty Mission Sideboard	178	Urban Sideboard	187
Canton Buffet.....	172	Liberty Mission Sideboard with Top	179	Valley French Corner Hutch	187
Carlisle Server	172	Luxembourg Hutch	179	Valley French Hutch	188
Chateau Sideboard.....	172	Madison Hutch.....	179	Valley French Server	188
Classic Mission Corner Hutch	172	McKinley Hutch.....	180	Valley Shaker Corner Hutch	188
Classic Mission Hutch	172	Mission Hutch	180	Valley Shaker Hutch	189
Country Hutch.....	173	Mission Server.....	180	Valley Shaker Server	189
Diamond Mission Corner Hutch.....	173	Mission Sideboard.....	181	Warren Corner Hutch	189
Diamond Mission Hutch.....	173	Modern Shaker Hutch.....	181	Warren Hutch	190
Dutch Corner Hutch.....	174	Montecito Hutch.....	181	Warren Server	190
Dutch Hutch.....	174	New Albany Sideboard	181	Wellington Hutch	190
Dutch Server.....	174	North Union Hutch.....	182	Whitby Hutch	190
Easton Hutch	174	North Union Sideboard.....	182	Williamsburg Hutch.....	191
Eastwood Sideboard	174	Peggs Sideboard	182	Williamsburg Hutch with Leaf Storage.....	191
Edinburgh Sideboard.....	175	Provence Hutch.....	182	Williamsburg Sideboard.....	191
Estate Corner Hutch	175	Queen Anne Hutch	182		
Estate Hutch	175	Queen Anne Pediment Hutch	183		
Estate Server.....	175	Queen Anne Server	183		
Florentino Corner Hutch	176	Riviera Sideboard	183		
Florentino Hutch	176	Rochester Sideboard.....	183		
Florentino Sideboard	176	Santa Fe Corner Hutch.....	183		
Gatherings Corner Hutch.....	176	Santa Fe Hutch.....	184		
Gatherings Hutch.....	176	Santa Fe Sideboard.....	184		
Gatherings Sideboard.....	176	Sequoia Cabinet.....	184		



Andover Corner Hutch

#37068 30" Andover Corner Hutch shown in Oak.

Available in Brown Maple, Cherry, Maple, Oak, Quartersawn White Oak.

#37068 - 30" 2-door corner

30" wall space x 42 1/4" W x 80 3/4" H

Standard Features:

- » beveled glass
- » glass shelves
- » LED puck lighting
- » touch tone lighting
- » V-grooved wood back
- » 1 adjustable shelf in bottom
- » Hardware: A001 (A)

Options:

- » wood shelves (no lights)
- » mirror back*
- » shiplap back*



Andover Hutch

#37064 72" Andover Hutch shown in Oak.

Available in Brown Maple, Cherry, Maple, Oak, Quartersawn White Oak.

#37062 - 39" 2-door hutch & buffet

39" W x 19 3/8" D x 81 3/4" H

#37063 - 54" 3-door hutch & buffet

54" W x 19 3/8" D x 81 3/4" H

#37064 - 72" 4-door hutch & buffet

72" W x 19 3/8" D x 81 3/4" H

Buffet Only:

#37065 - 36" 2-door buffet

35 1/2" W x 19 3/8" D x 33 1/4" H

#37066 - 51" 3-door buffet

50 3/4" W x 19 3/8" D x 33 1/4" H

#37067 - 69" 4-door buffet

69" W x 19 3/8" D x 33 1/4" H

Standard Features:

- » beveled glass
- » glass shelf
- » LED puck lighting
- » touch tone lighting
- » V-grooved wood back
- » 1 fixed shelf in buffet
- » Hardware: A001 (A)

Options:

- » wood shelves (no lights)
- » mirror back*
- » shiplap back*



Arvada Sideboard

#33017 72" Arvada Sideboard shown in Oak.

Available in Brown Maple, Cherry, Maple, Oak, Quartersawn White Oak.

#33017 - 72" sideboard

72" W x 20" D x 36" H

Standard Features:

- » 1 adjustable shelf behind each set of doors
- » Hardware: B117 (B)



Ashville Corner Hutch

#30012 30" Ashville Corner Hutch shown in Cherry with optional shiplap back and 4-lite mullion doors.

Available in Brown Maple, Cherry, Maple, Oak, Quartersawn White Oak.

#30010 - 21" 1-door corner

21" wall space x 29 3/4" W x 82" H

#30011 - 25" 2-door corner

25" wall space x 35 1/2" W x 82" H

#30012 - 30" 2-door corner

30" wall space x 42 1/4" W x 82" H

Standard Features:

- » beveled glass
- » glass shelf
- » LED puck lighting
- » touch tone lighting
- » plain wood back
- » 1 adjustable shelf in bottom
- » Hardware: A006 (A)

Options:

- » 4-lite mullions with plain glass*
- » wood shelves (no lights)
- » shiplap back*



Ashville Hutch

#30003 62" Ashville Hutch shown in cherry with optional shiplap back and 4-lite mullion doors. Available in Brown Maple, Cherry, Maple, Oak, Quartersawn White Oak.

#30000 - 39" 2-door hutch & buffet
39" W x 19 3/8" D x 84" H

#30001 - 48" 2-door hutch & buffet
48" W x 19 3/8" D x 84" H

#30002 - 54" 2-door hutch & buffet
54" W x 19 3/8" D x 84" H

#30003 - 62" 3-door hutch & buffet
62" W x 19 3/8" D x 84" H

#30004 - 72" 4-door hutch & buffet
72" W x 19 3/8" D x 84" H

Buffet Only:

#30005 - 36" 2-door buffet
36" W x 19 3/8" D x 34" H

#30006 - 45" 2-door buffet
45" W x 19 3/8" D x 34" H

#30007 - 51" 2-door buffet
50 5/8" W x 19 3/8" D x 34" H

#30008 - 59" 3-door buffet
59" W x 19 3/8" D x 34" H

#30009 - 69" 4-door buffet
69" W x 19 3/8" D x 34" H

Standard Features:

- » beveled glass
- » glass shelf
- » LED puck lighting
- » touch tone lighting
- » plain wood back
- » 1 fixed shelf in buffet
- » Hardware: A006 (A)

Options:

- » 4-lite mullions with plain glass*
- » wood shelves (no lights)
- » shiplap back*



Ashville Server

#30013 65" Ashville Server shown in Cherry. Available in Brown Maple, Cherry, Maple, Oak, Quartersawn White Oak.

#30013 65" server
65" W x 20 1/8" D x 38" H

Standard Features:

- » 1 adjustable shelf behind doors
- » Hardware: A006 (A)



Aspen Hutch

#34007 42" Aspen Hutch shown in Cherry. Available in Brown Maple, Cherry, Maple, Oak, Quartersawn White Oak.

#34007 - 42" hutch
42" W x 20" D x 72" H

Standard Features:

- » sliding door
- » beveled glass
- » glass shelves
- » LED puck lighting
- » touch tone lighting
- » plain wood back
- » wood recessed pulls



Bentley Sideboard

#34018 68" Bentley Sideboard shown in Brown Maple. Available in Brown Maple, Cherry, Maple, Oak, Quartersawn White Oak.

#34018 - 68" sideboard
68" W x 21 1/8" D x 38" H

Standard Features:

- » 1 adjustable wood shelf behind doors
- » Hardware: B123 (B)



Branson Sideboard

#30031 80" Branson Sideboard shown in Oak. Available in Brown Maple, Cherry, Maple, Oak, Quartersawn White Oak.

#30031 - 80" sideboard
80" W x 18" D x 30" H

#30032 - 47" sideboard
46 3/4" W x 18" D x 30" H

#30034 - 80" sideboard
80" W x 18" D x 36" H

#30035 - 47" sideboard
46 3/4" W x 18" D x 36" H

Standard Features:

- » millsawn top
- » 1 adjustable shelf behind doors
- » concealed drawers on both sides (full ext. slides)
- » Hardware: B216 (B) on doors, finger pulls on drawers
- » Standard with the case built in black. Top, doors, drawer fronts, and any other overlay pieces will be finished in the species and color that is selected.

Options:

- » no millsawn texture**



*additional cost
**less cost



Brentwood Buffet

#34006 65" Brentwood Buffet shown in Cherry.
Available in Brown Maple, Cherry, Maple, Oak,
Quartersawn White Oak.

#34006 - 65" buffet

65" W x 19 1/4" D x 30" H

Standard Features:

- » sliding doors
- » 1 adjustable shelf behind doors
- » Hardware: C203 (C)



Canted Hutch

#37002 72" Canted Hutch shown in Oak.
Available in Brown Maple, Cherry, Maple, Oak, Quartersawn White Oak.

#37000 - 51" hutch & buffet

51" W x 20 1/8" D x 79 3/4" H

#37001 - 61" hutch & buffet

61" W x 20 1/8" D x 79 3/4" H

#37002 - 72" hutch & buffet

72" W x 20 1/8" D x 79 3/4" H

Buffet Only:

#37003 - 50" buffet

49 1/2" W x 19 1/4" D x 33" H

#37004 - 60" buffet

59 1/2" W x 19 1/4" D x 33" H

#37005 - 71" buffet

70 1/2" W x 19 1/4" D x 33" H



#37001 61" Canted Hutch
shown in Oak with optional
center opening.

#37001 61" Canted Hutch
shown in Oak with optional
3 windows in top.

#37000 51" Canted Hutch shown
in Oak with optional 1 drawer and
2 doors in center of buffet.

Standard Features:

- » CRP doors
- » beveled glass
- » glass shelves
- » LED puck lighting
- » touch tone lighting
- » Dentil molding
- » V-grooved wood back
- » 1 adjustable shelf behind buffet doors
- » Hardware: A038 on doors, A037 on drawers (A)
- » Hardware on cherry only: B118 on doors, B119 on drawers (B)

Options:

- » TRP doors
- » plain glass
- » wood shelves (no lights)
- » 3 windows in top (will be 82 1/4" H)*
- » center opening*
- » mirror back*
- » shiplap back*
- » 1 drawer and 2 doors in center of buffet (will have 1 adjustable shelf behind doors)
- » raised panels on sides of buffet*



Canton Buffet

#30030 66" Buffet shown in Brown Maple.
Available in Brown Maple, Cherry, Oak.

#30030 - 66" buffet

66" W x 19 5/8" D x 36" H

Standard Features:

- » 1 adjustable shelf behind each door
- » Hardware: A006 (A)



Carlisle Server

#34000 65" Carlisle Server shown in Cherry.
Available in Brown Maple, Cherry, Maple, Oak,
Quartersawn White Oak.

#34000 - 65" server

65" W x 20 1/8" D x 38" H

Standard Features:

- » 1 adjustable shelf behind doors
- » Hardware: A007 on doors, A062 on drawers (A)



Chateau Sideboard

#33016 60" Chateau Sideboard shown
in Brown Maple.

Available in Brown Maple, Cherry, Maple,
Oak, Quartersawn White Oak.

#33016 - 60" sideboard

60" W X 19 7/8" D X 36" H

Standard Features:

- » diamond onlays on doors and drawers
- » 2 adjustable shelves behind each door
- » Hardware: B120 (B)



Classic Mission Corner Hutch

#32002 30" Classic Mission Corner Hutch
shown in Cherry.
Available in Brown Maple, Cherry, Maple, Oak,
Quartersawn White Oak.

#32002 - 30" 2-door corner

30" wall space x 41" W x 80 3/4" H

Standard Features:

- » V-grooved beveled glass
- » glass shelves
- » LED puck lighting
- » touch tone lighting
- » plain wood back
- » 1 adjustable shelf in bottom
- » Hardware: A012 (A)

Options:

- » plain glass
- » shiplap back*



Classic Mission Hutch

#32000 72" Classic Mission Hutch shown in Cherry.
Available in Brown Maple, Cherry, Maple, Oak, Quartersawn White Oak.

#32000 - 72" hutch & buffet

71 3/4" W x 20 1/8" D x 81 3/4" H

Buffet Only:

#32001 - 72" buffet

71 3/4" W x 20 1/8" D x 33 1/4" H

Standard Features:

- » V-grooved beveled glass
- » glass shelves
- » LED puck lighting
- » touch tone lighting
- » plain wood back
- » 1 adjustable shelf behind buffet doors
- » Hardware: A010 on small drawers in hutch top,
A011 on rest of drawers, A012 on doors (A)

Options:

- » plain glass
- » mirror back*
- » shiplap back*



Country Hutch

#37008 54" Country Hutch shown in Oak.

Available in Brown Maple, Cherry, Maple, Oak, Quartersawn White Oak.

#37006 - 39" 2-door hutch & buffet
39" W x 19 3/8" D x 85 1/4" H

#37007 - 48" 2-door hutch & buffet
48" W x 19 3/8" D x 85 1/4" H

#37008 - 54" 3-door hutch & buffet
54" W x 19 3/8" D x 85 1/4" H

#37009 - 62" 3-door hutch & buffet
62" W x 19 3/8" D x 85 1/4" H

#37010 - 72" 4-door hutch & buffet
72" W x 19 3/8" D x 85 1/4" H

Buffet Only:

#37011 - 36" 2-door buffet
36" W x 19 3/8" D x 34" H

#37012 - 45" 2-door buffet
45" W x 19 3/8" D x 34" H

#37013 - 51" 3-door buffet
50 3/4" W x 19 3/8" D x 34" H

#37014 - 59" 3-door buffet
59" W x 19 3/8" D x 34" H

#37015 - 69" 4-door buffet
69" W x 19 3/8" D x 34" H

Standard Features:

- » CRP doors with mullions
- » plain glass
- » glass shelves
- » LED puck lighting
- » touch tone lighting
- » shiplap back
- » 1 fixed shelf in buffet
- » Hardware: A038 on doors, A037 on drawers (A)
- » Hardware on Cherry only: B118 on doors, B119 on drawers (B)

Options:

- » TRP doors with mullions
- » ARP doors with mullions
- » beveled glass, no mullions
- » wood shelves (no lights)
- » plywood back



Diamond Mission Corner Hutch

#32008 30" Diamond Mission Corner Hutch shown in Cherry.

Available in Brown Maple, Cherry, Maple, Oak, Quartersawn White Oak.

#32007 - 25" 2-door corner
25" wall space x 35 1/2" W x 81" H

#32008 - 30" 2-door corner
30" wall space x 42 1/4" W x 81" H

Standard Features:

- » beveled glass
- » glass shelves
- » LED puck lighting
- » touch tone lighting
- » plain wood back
- » 1 adjustable shelf in bottom
- » Hardware: A002 (with black walnut stain) (A)

Options:

- » wood shelves (no lights)
- » shiplap back*



Diamond Mission Hutch

#32003 61" Diamond Mission Hutch shown in Oak with optional mirror back.

Available in Brown Maple, Cherry, Maple, Oak, Quartersawn White Oak.

#32003 - 61" 3-door hutch & buffet
60 1/2" W x 19 3/8" D x 82" H

#32004 - 71" 4-door hutch & buffet
70 3/8" W x 19 3/8" D x 82" H

Buffet Only:

#32005 - 58" 3-door buffet
57 1/2" W x 19 3/8" D x 33 1/4" H

#32006 - 68" 4-door buffet
67 1/2" W x 19 3/8" D x 33 1/4" H

Standard Features:

- » beveled glass
- » glass shelves
- » LED puck lighting
- » touch tone lighting
- » plain wood back
- » 1 adjustable shelf in buffet
- » Hardware: A002 (with black walnut stain) (A)

Options:

- » wood shelves (no lights)
- » mirror back*
- » shiplap back*



Dutch Corner Hutch

#37023 30" Dutch Corner Hutch shown in Cherry.
Available in Brown Maple, Cherry, Maple, Oak, Quartersawn White Oak.

#37022 - 25" 2-door corner

25" wall space x 35 1/2" W x 81" H

#37023 - 30" 2-door corner

30" wall space x 42 1/4" W x 81" H

Standard Features:

- » plain glass
- » glass shelves with wood edge
- » LED puck lighting
- » touch tone lighting
- » plain wood back
- » 1 adjustable shelf in bottom
- » Hardware: A006 (A)

Options:

- » wood shelves (no lights)
- » shiplap back*



Dutch Hutch

#37017 58" Dutch Hutch shown in Cherry.

Available in Brown Maple, Cherry, Maple, Oak, Quartersawn White Oak.

#37016 - 41" 2-door hutch & buffet

41" W x 20 1/8" D x 83" H

#37017 - 58" 3-door hutch & buffet

58" W x 20 1/8" D x 83" H

#37018 - 74" 4-door hutch & buffet

74" W x 20 1/8" D x 83" H

Buffet Only:

#37019 - 38" 2-door buffet (1-drawer)

37 5/8" W x 20 1/8" D x 38 1/4" H

#37020 - 55" 3-door buffet (2-drawer)

55 1/8" W x 20 1/8" D x 38 1/4" H

#37021 - 71" 4-door buffet (3-drawer)

70 5/8" W x 20 1/8" D x 38 1/4" H



#37018 74" Dutch Hutch shown in Cherry.

Standard Features:

- » plain glass
- » glass shelf with wood edge
- » LED puck lighting
- » touch tone lighting
- » plain wood back
- » 1 adjustable shelf in buffet
- » Hardware: A006 (A)

Options:

- » wood shelves (no lights)
- » shiplap back*



Dutch Server

#37024 53" Dutch Server shown in Cherry.
Available in Brown Maple, Cherry, Maple, Oak, Quartersawn White Oak.

#37024 - 53" server

53" W x 16" D x 36 1/4" H

Standard Features:

- » pullout serving area
- » Hardware: A006 (A)



Easton Hutch

#34001 62" Easton Hutch shown in Cherry.
Available in Brown Maple, Cherry, Maple, Oak, Quartersawn White Oak.

#34001 - 62" 2-door hutch and buffet

62 1/4" W x 20 3/4" D x 81 3/4" H

Buffet Only:

#34002 - 59" 2-door buffet

58 1/2" W x 20 3/4" D x 38" H

Standard Features:

- » sliding doors in top
- » beveled glass
- » 3/8" glass shelves
- » LED puck lighting
- » touch tone lighting
- » plain wood back
- » 1 adjustable shelf behind buffet doors
- » Hardware: B204 (B)

Options:

- » mirror back*
- » shiplap back*



Eastwood Sideboard

#33021 60" Eastwood Sideboard shown in Brown Maple.
Available in Brown Maple, Cherry, Oak.

#33021 - 60" sideboard

59 9/16" W x 19 7/8" D x 41" H

Standard Features:

- » 1 adjustable shelf behind each door
- » Hardware: A006 (A)



Edinburgh Sideboard

#33020 72" Edinburgh Sideboard shown in Oak.
Available in Brown Maple, Cherry, Maple, Oak,
Quartersawn White Oak.

#33020 - 72" sideboard
72" W X 22 1/4" D X 36" H

Standard Features:

- » aged mirror in center doors
- » 2 drawers behind center doors
- » 2 adjustable wood shelves and 1 drawer behind right door
- » 1 drawer, stemware holder and wine rack behind left door
- » panel ends
- » Hardware: A003 (A)



Estate Corner Hutch

#33006 30" Estate Corner Hutch shown in Hickory.
Available in Brown Maple, Cherry, Hickory, Maple,
Oak, Quartersawn White Oak.

#33006 - 30" 2-door corner
30" wall space x 42 1/4" W x 82" H

Standard Features:

- » plain glass
- » glass shelf
- » LED puck lighting
- » touch tone lighting
- » shiplap back
- » 1 adjustable shelf in bottom
- » Hardware: A007 (A)

Options:

- » wood shelves (no lights)



#33000 44" Estate Hutch
shown in Hickory.

Estate Hutch

#33001 62" Estate Hutch shown in Hickory.
Available in Brown Maple, Cherry, Hickory, Maple, Oak, Quartersawn White Oak.

#33000 - 44" 2-door hutch & buffet
44" W x 22" D x 85" H

#33001 - 62" 2-door hutch & buffet
62" W x 22" D x 85" H

#33002 - 72" 2-door hutch & buffet
72" W x 22" D x 85" H

Buffet Only:

#33003 - 41" 1-door buffet
40 1/2" W x 22" D x 33 1/4" H

#33004 - 59" 2-door buffet
58 1/2" W x 22" D x 33 1/4" H

#33005 - 69" 2-door buffet
68 1/2" W x 22" D x 33 1/4" H

Standard Features:

- » plain glass
- » glass shelf (1 on each side)
- » LED puck lighting
- » touch tone lighting
- » plate rack (standard in 62" and 72")
- » shiplap back
- » 1 adjustable shelf behind buffet doors
- » Hardware: A007 on doors, A062 on drawers (A)

Options:

- » 3 doors in 62" instead of plate rack*
- » wood shelves (no lights)
- » 1" buffet top with beveled edge*



Estate Server

#33007 55" Estate Server shown in Hickory.
Available in Brown Maple, Cherry, Hickory, Maple,
Oak, Quartersawn White Oak.

#33007 - 55" server
55" W x 21" D x 36 1/2" H

Standard Features:

- » Hardware: A007 on doors, A062 on drawers (A)



Florentino Corner Hutch

#33028 32" Florentino Corner Hutch shown in Brown Maple.

Available in Brown Maple, Cherry, Oak.

#33028 - 32" 2-door corner

31 1/2" wall space x 44 1/4" W x 87 1/4" H

Standard Features:

- » aged glass
- » adjustable wood framed glass shelves
- » LED puck lighting
- » touch tone lighting
- » v-grooved back
- » 1 adjustable shelf in bottom
- » Hardware: B208 on drawers, B209 on doors (B)

Options:

- » no doors in top**
- » wood doors in top with wood shelves and no lights**



Florentino Hutch

#33026 74" Florentino Hutch shown in Brown Maple.

Available in Brown Maple, Cherry, Oak.

#33026 - 74" hutch & buffet

73 5/8" W x 21 3/4" D x 87" H

Buffet Only:

#33027 - 69" buffet

68 5/8" W x 19 1/4" D x 36 3/4" H

Standard Features:

- » aged glass
- » no doors in top center
- » adjustable wood framed glass shelves
- » LED puck lighting
- » touch tone lighting
- » v-grooved back
- » 1 adjustable wood shelf in center of buffet
- » 1 adjustable wood shelf in each wing of buffet
- » Hardware: B208 on drawers, B209 on doors (B)

Options:

- » doors in top center*



Florentino Sideboard

#33029 69" Florentino Sideboard shown in Brown Maple.

Available in Brown Maple, Cherry, Oak.

#33029 - 69" sideboard

68 5/8" W x 19 1/4" D x 36 3/4" H

Standard Features:

- » 1 adjustable wood shelf in center
- » 1 adjustable wood shelf in each wing
- » Hardware: B208 on drawers, B209 on doors (B)

Options:

- » no doors in center with puck lights and one adjustable wood framed glass shelf in center**



Gatherings Corner Hutch

#33024 31" Gatherings Corner Hutch shown in Brown Maple.

Available in Brown Maple, Cherry, Oak.

#33024 - 31" 2-door corner

30 1/2" wall space x 42 1/2" W x 83" H

Standard Features:

- » aged glass
- » wood framed glass shelf
- » LED puck lighting
- » touch tone lighting
- » plain wood back
- » Hardware: B101 on doors, B102 on small doors and drawer (B)



Gatherings Hutch

#33022 63" Gatherings Hutch shown in Brown Maple.

Available in Brown Maple, Cherry, Oak.

#33022 - 63" hutch & buffet

63" W x 20 1/4" D x 82 1/2" H

Buffet Only:

#33023 - 63" buffet

63" W x 20 1/4" D x 35 3/4" H

Standard Features:

- » aged glass
- » adjustable wood framed glass shelves
- » LED puck lighting
- » touch tone lighting
- » plain wood back
- » 1 adjustable wood shelf on each side in buffet
- » Hardware: B101 on doors, B102 on small doors and drawers (B)



Gatherings Sideboard

#33025 63" Gatherings Sideboard shown in Brown Maple.

Available in Brown Maple, Cherry, Oak.

#33025 - 63" sideboard

63" W x 18 1/4" D x 42" H

Standard Features:

- » aged glass
- » adjustable wood framed glass shelves
- » LED puck lighting
- » touch tone lighting
- » plain wood back
- » Hardware: B101 (B)



Grand Mesa Hutch

#32009 50" Grand Mesa Hutch shown in Quartersawn White Oak.
Available in Brown Maple, Cherry, Maple, Oak, Quartersawn White Oak.

#32009 - 50" hutch
49 3/4" W x 21 1/2" D x 64" H

Standard Features:

- » plain glass
- » glass shelves
- » LED puck lighting
- » touch tone lighting
- » plain wood back
- » Hardware: B108 on doors, B109 on drawers (B)

Options:

- » beveled glass, no mullions
- » wood shelves (no lights)
- » shiplap back*



Heritage Corner Hutch

#31008 30" Heritage Corner Hutch shown in Cherry.
Available in Brown Maple, Cherry, Maple, Oak, Quartersawn White Oak.

#31008 - 30" 2-door corner
30" wall space x 42 1/4" W x 83" H

Standard Features:

- » plain glass
- » glass shelves
- » LED puck lighting
- » touch tone lighting
- » plain wood back
- » 1 adjustable shelf in bottom
- » Hardware: A025 (A)

Options:

- » beveled glass, no mullions
- » wood shelves (no lights)
- » shiplap back*



Heritage Huntboard

#31009 59" Heritage Huntboard with deck shown in Cherry.
Available in Brown Maple, Cherry, Maple, Oak, Quartersawn White Oak.

#31009 - 59" huntboard with deck
59" W x 19 5/8" D x 42" H

#31010 - 59" huntboard - no deck
59" W x 19 5/8" D x 34" H

Standard Features:

- » panel ends
- » 1 adjustable shelf behind doors
- » Hardware: A025 (A)



Heritage Hutch

#31002 62" Heritage Hutch shown in Cherry.
Available in Brown Maple, Cherry, Maple, Oak, Quartersawn White Oak.

#31000 - 39" 2-door hutch & buffet
39" W x 19 3/8" D x 84" H

#31001 - 54" 3-door hutch & buffet
54" W x 19 3/8" D x 84" H

#31002 - 62" 3-door hutch & buffet
62" W x 19 3/8" D x 84" H

#31003 - 72" 4-door hutch & buffet
72" W x 19 3/8" D x 84" H

Buffet Only:

#31004 - 36" 1-door buffet
36" W x 19 3/8" D x 34" H

#31005 - 51" 2-door buffet
50 5/8" W x 19 3/8" D x 34" H



#31000 39" Heritage Hutch shown in Quartersawn White Oak.

#31006 - 59" 2-door buffet
59" W x 19 3/8" D x 34" H

#31007 - 69" 2-door buffet
69" W x 19 3/8" D x 34" H

Standard Features:

- » plain glass
- » glass shelves
- » LED puck lighting
- » touch tone lighting
- » plain wood back
- » panel ends
- » 1 adjustable shelf behind buffet doors
- » Hardware: A025 (A)

Options:

- » beveled glass, no mullions
- » wood shelves (no lights)
- » shiplap back*



Hill House Corner Hutch

#32037 24" Hill House Corner Hutch shown in Quartersawn White Oak.
Available in Brown Maple, Cherry, Oak, Quartersawn White Oak.

#32037 - 24" corner
23 3/4" wall space x 33 3/8" W x 80" H

Standard Features:

- » leaded glass
- » glass shelves
- » LED puck lighting
- » touch tone lighting
- » plain wood back
- » Hardware: B113 on drawer, B114 on doors (B)



Hill House Hutch

#32035 63" Hill House Hutch shown in Quartersawn White Oak.
Available in Brown Maple, Cherry, Oak, Quartersawn White Oak.

#32035 - 63" hutch & buffet
63 1/4" W x 17 1/2" D x 81 3/4" H

Buffet Only:

#32036 - 63" buffet
63 1/4" W x 17 1/2" D x 31" H

Standard Features:

- » leaded glass
- » glass shelves
- » LED puck lighting
- » touch tone lighting
- » plain wood back
- » 1 adjustable wood shelf in center of buffet
- » 1 adjustable wood shelf in each wing of buffet
- » Hardware: B113 on drawer, B114 on doors (B)



Hill House Sideboard

#32038 75" Hill House Sideboard shown in Quartersawn White Oak.
Available in Brown Maple, Cherry, Oak, Quartersawn White Oak.

#32038 - 75" sideboard
74 1/2" W x 17 1/4" D x 36 3/4" H

Standard Features:

- » 1 adjustable wood shelf in center
- » 1 adjustable wood shelf in each wing
- » Hardware: B113 on drawers, B114 on doors (B)




Kensington Buffet

#30014 48" Kensington Buffet shown in Cherry.
Available in Brown Maple, Cherry, Maple, Oak, Quartersawn White Oak.

#30014 - 48" 2-door buffet
48" W x 20 7/8" D x 35 1/4" H
(96" wide when top is flipped out)

Standard Features:

- » 1" thick plank top
- » top flips out both sides with supports
- » 1 fixed shelf
- » Hardware: A006 (A)
- » distressed
- » low sheen finish



Lexington Hutch

#34003 48" Lexington Hutch shown in Cherry.
Available in Brown Maple, Cherry, Maple, Oak, Quartersawn White Oak.

#34003 - 48" hutch
48" W x 20 1/2" D x 64" H

#34004 - 69" hutch
69" W x 20 1/2" D x 64" H

Standard Features:

- » plain glass
- » glass shelves
- » LED puck lighting
- » touch tone lighting
- » plain wood back
- » Hardware: A039 (A)

Options:

- » beveled glass, no mullions
- » wood shelves (no lights)
- » glass ends*
- » mirror back*
- » shiplap back*



Liberty Mission Hutch

#32010 54" Liberty Mission Hutch shown in Quartersawn White Oak.
Available in Brown Maple, Cherry, Maple, Oak, Quartersawn White Oak.

#32010 - 54" hutch & buffet
54" W x 19 1/2" D x 78" H

Buffet Only:

#32011 - 51" buffet
50 1/2" W x 19 1/2" D x 23" H

Standard Features:

- » beveled glass
- » glass shelves
- » LED puck lighting
- » touch tone lighting
- » plain wood back
- » Hardware: A047 on doors, A048 on drawers (A)

Options:

- » shiplap back*



Liberty Mission Sideboard

#32013 60" Liberty Mission Sideboard with back-splash shown in Quartersawn White Oak.
Available in Brown Maple, Cherry, Maple, Oak, Quartersawn White Oak.

#32013 - 60" sideboard with backsplash
60" W x 20 1/8" D x 47" H

#32014 - 60" sideboard - no backsplash
60" W x 20 1/8" D x 41" H

Standard Features:

- » 1 adjustable shelf behind doors
- » Hardware: A047 on doors, A048 on drawers (A)



Liberty Mission Sideboard with Top

#32012 63" Liberty Mission Sideboard with Top shown in Quartersawn White Oak.
Available in Brown Maple, Cherry, Maple, Oak, Quartersawn White Oak.

#32012 - 63" sideboard with top
63" W x 20 1/8" D x 69 3/8" H

Standard Features:

- » leaded glass
- » LED puck lighting
- » touch tone lighting
- » plain wood back
- » 1 adjustable shelf behind buffet doors
- » Hardware: A047 on doors, A048 on drawers (A)

Options:

- » shiplap back*



Madison Hutch

#33008 72" Madison Hutch shown in Cherry.
Available in Brown Maple, Cherry, Maple, Oak, Quartersawn White Oak.

#33008 - 72" 4-door hutch & buffet
72" W x 19 5/8" D x 81 3/4" H

Buffet Only:

#33009 - 70" buffet
70" W x 19 5/8" D x 34 1/4" H

Standard Features:

- » sliding glass doors in top
- » glass doors in bottom
- » plain glass
- » glass shelves
- » LED puck lighting
- » touch tone lighting
- » plain wood back
- » 1 adjustable glass shelf behind buffet doors
- » Hardware: A039 (A)

Options:

- » wood doors in bottom*
- » beveled glass*
- » mirror back*
- » shiplap back*



Luxembourg Hutch

#30027 72" Luxembourg Hutch shown in Brown Maple.
Available in Brown Maple, Cherry, Maple, Oak, Quartersawn White Oak.

#30026 - 51" hutch & buffet
50 3/4" W x 20 3/4" D x 78" H

#30027 - 72" hutch & buffet
72" W x 20 3/4" D x 78" H

Buffet Only:

#30028 - 48" buffet
47 1/4" W x 20 3/4" D x 36" H


#30029 - 69" buffet
68 1/2" W x 20 3/4" D x 36" H

Standard Features:

- » 1 1/2" thick plank buffet top
- » wood shelves (no lights)
- » shiplap back
- » Hardware: B210 (B)
- » distressed
- » low sheen finish



#30026 51" Luxembourg Hutch shown in Oak.





McKinley Hutch

#30015 62" McKinley Hutch shown in Cherry.

Available in Brown Maple, Cherry, Maple, Oak, Quartersawn White Oak.

#30015 - 62" hutch & buffet

62" W x 19 5/8" D x 84 1/2" H

Buffet Only:

#30016 - 57" buffet

57" W x 19 5/8" D x 34 1/4" H

Standard Features:

- » wood shelves (no lights)
- » V-grooved wood back
- » 1 adjustable shelf in buffet
- » Hardware: A007 on doors, A062 on drawers (A)
- » distressed
- » low sheen finish

Options:

- » sliding glass doors with beveled glass*
- » glass shelves
- » LED puck lighting with touch tone lighting*
- » shiplap back*



#32016 72" Mission Hutch shown in Quartersawn White Oak.

Mission Hutch

#32015 54" Mission Hutch shown in Quartersawn White Oak.

Available in Brown Maple, Cherry, Maple, Oak, Quartersawn White Oak.

#32015 - 54" hutch & buffet

54" W x 19 3/8" D x 82 3/4" H

#32016 - 72" hutch & buffet

72" W x 19 3/8" D x 82 3/4" H

Buffet Only:

#32017 - 51" buffet

50 5/8" W x 19 3/8" D x 34" H

#32018 - 66" buffet

66" W x 19 3/8" D x 34" H

Standard Features:

- » beveled glass
- » glass shelves
- » LED puck lighting
- » touch tone lighting
- » plain wood back
- » Hardware: A011 on drawers, A012 on doors (A)

Options:

- » wood shelves (no lights)
- » plain glass
- » shiplap back*



Mission Server

#32019 65" Mission Server shown in Quartersawn White Oak.

Available in Brown Maple, Cherry, Maple, Oak, Quartersawn White Oak.

#32019 - 65" server

65" W x 20 1/8" D x 38" H

Standard Features:

- » 1 adjustable shelf behind doors
- » Hardware: A011 on drawers, A012 on doors (A)



Mission Sideboard

#32020 60" Mission Sideboard shown in Oak.
Available in Brown Maple, Cherry, Maple, Oak, Quartersawn White Oak.

#32020 - 60" sideboard

60" W x 20 1/8" D x 47" H

Standard Features:

- » backsplash
- » 1 adjustable shelf behind doors
- » Hardware: A011 on drawers, A012 on doors (A)

Options:

- » wine rack instead of drawers*



Modern Shaker Hutch

#31011 54" Modern Shaker Hutch shown in Cherry.
Available in Brown Maple, Cherry, Maple, Oak, Quartersawn White Oak.

#31011 - 54" hutch & buffet

54" W x 20" D x 82" H

#31012 - 62" hutch & buffet

62" W x 20" D x 82" H

#31013 - 72" hutch & buffet

72" W x 20" D x 82" H

Buffet Only:

#31014 - 50" buffet

50 3/8" W x 20 1/4" D x 33 1/4" H

#31015 - 58" buffet

58 7/16" W x 20 1/4" D x 33 1/4" H

#31016 - 69" buffet

68 1/2" W x 20 1/4" D x 33 1/4" H



#31012 62" Modern Shaker Hutch shown in Maple.



#31013 72" Modern Shaker Hutch shown in Cherry.

Standard Features:

- » plain glass
- » glass shelves with wood frame
- » LED puck lighting
- » touch tone lighting
- » plain wood back
- » 1 adjustable shelf in buffet
- » Hardware: B115 (B)

Options:

- » shiplap back*



Montecito Hutch

#33018 72" Montecito Hutch shown in Cherry.
Available in Brown Maple, Cherry, Maple, Oak, Quartersawn White Oak.

#33018 - 72" 4-door hutch & buffet

72" W x 21" D x 84" H

Buffet Only:

#33019 - 72" 4-door buffet

71 1/4" W x 20 5/8" D x 35 3/4" H

Standard Features:

- » water glass
- » glass shelves
- » LED puck lighting
- » touch tone lighting
- » plain wood back
- » 1 adjustable shelf behind each set of doors in buffet
- » Hardware: B122 (B)

Options:

- » shiplap back*



New Albany Sideboard

#35010 69" New Albany Sideboard shown in Cherry.
Available in Brown Maple, Cherry, Maple, Oak, Quartersawn White Oak.

#35010 - 69" sideboard

69" W x 21 3/8" D x 39" H

Standard Features:

- » 3 hidden drawers along top
- » 1 adjustable shelf behind doors
- » Hardware: A039 (A)



North Union Hutch

#31043 58" North Union Hutch shown in Cherry.
Available in Brown Maple, Cherry, Maple, Oak,
Quartersawn White Oak.

#31043 - 58" hutch & buffet
58" W x 21" D x 78" H

Buffet Only:

#31044 - 54" buffet
54" W x 21" D x 33" H

Standard Features:

- » seedy glass
- » glass shelves
- » LED puck lighting
- » plain wood back
- » 1 adjustable shelf in buffet
- » Hardware: A023 (A)



North Union Sideboard

#31045 54" North Union Sideboard shown in Cherry.
Available in Brown Maple, Cherry, Maple, Oak,
Quartersawn White Oak.

#31045 - 54" sideboard
54" W x 20" D x 36" H

Standard Features:

- » 1 adjustable shelf behind doors
- » Hardware: A023 (A)



Peggs Sideboard

#34012 50" Peggs Sideboard shown in Maple.
Available in Brown Maple, Cherry, Maple, Oak.

#34012 - 50" sideboard
50" W x 19" D x 30" H

Standard Features:

- » 1 adjustable shelf behind doors
- » Hardware: C212 on doors, C213 on drawers (C)



Provence Hutch

#35011 62" Provence Hutch shown in Cherry.
Available in Brown Maple, Cherry, Maple, Oak,
Quartersawn White Oak.

#35011 - 62" hutch & buffet
62" W x 20 1/2" D x 82 1/2" H

Buffet Only:

#35012 - 59" buffet
59" W x 18 3/4" D x 37 1/4" H

Standard Features:

- » beveled glass
- » glass shelves
- » LED puck lighting
- » touch tone lighting
- » v-grooved wood back
- » 1 fixed shelf in buffet
- » Hardware: B111 on drawers, B112 on doors (B)

Options:

- » shiplap back*



Queen Anne Hutch

#36002 58" Queen Anne Hutch shown in Cherry.
Available in Brown Maple, Cherry, Maple, Oak,
Quartersawn White Oak.

#36002 - 58" hutch & server
57 3/4" W x 19 5/8" D x 84 1/2" H

Server Only:

#36003 - 55" server
55" W x 19 5/8" D x 36 1/2" H

Standard Features:

- » CRP doors
- » beveled glass
- » glass shelves
- » LED puck lighting
- » touch tone lighting
- » V-grooved wood back
- » Hardware: A037 on drawers, A038 on doors (A)
- » Hardware on Cherry only: B118 on doors, B119 on drawers (B)

Options:

- » TRP doors
- » wood shelves (no lights)
- » mirror back*
- » shiplap back*



#36000 65" Queen Anne Pediment Hutch shown in Cherry with optional CRP doors and beveled glass.

Queen Anne Pediment Hutch

#36000 65" Queen Anne Pediment Hutch shown in Brown Maple.
Available in Brown Maple, Cherry, Maple, Oak, Quartersawn White Oak.

#36000 - 65" hutch & buffet

65" W x 20 1/4" D x 79 3/4" H (90" high with pediment)

Buffet Only:

#36001 - 64" buffet

64 1/8" W x 19 3/8" D x 33" H

Standard Features:

- » TRP doors with mullions
- » plain glass
- » glass shelves
- » LED puck lighting
- » touch tone lighting
- » Dentil molding
- » V-grooved wood back
- » 1 adjustable shelf behind buffet doors
- » Hardware: A037 on drawers, A038 on doors (A)
- » Hardware on Cherry only: B118 on doors, B119 on drawers (B)

Options:

- » CRP doors with mullions*
- » beveled glass, no mullions
- » individual beveled glass*
- » wood shelves (no lights)
- » mirror back*
- » shiplap back*



Queen Anne Server

#36003 55" Queen Anne Server shown in Cherry.
Available in Brown Maple, Cherry, Maple, Oak, Quartersawn White Oak.

#36003 - 55" server

55" W x 19 5/8" D x 36 1/2" H

Standard Features:

- » Hardware: A037 on drawers, A038 on doors (A)
- » Hardware on Cherry only: B118 on doors, B119 on drawers (B)



Riviera Sideboard

#34010 60" Riviera Sideboard shown in Cherry.
Available in Brown Maple, Cherry, Maple, Oak, Quartersawn White Oak.

#34010 - 60" sideboard

60" W x 18 1/4" D x 36" H

Standard Features:

- » Powder-coated Steel frame
- » 1/2" thick glass top
- » 1 adjustable shelf behind doors
- » Hardware: C214 on doors, C215 on drawers (C)



Rochester Sideboard

#30033 65" Rochester Sideboard shown in Oak.
Available in Brown Maple, Cherry, Maple, Oak, Quartersawn White Oak.

#30033 - 65" sideboard

65" W x 20 1/2" D x 38" H

Standard Features:

- » wine rack on left
- » 1 adjustable shelf below wine rack
- » 4 drawers on right
- » sliding door
- » Hardware: B216 (B)



Santa Fe Corner Hutch

#32027 30" Santa Fe Corner Hutch shown in Quartersawn White Oak.
Available in Brown Maple, Cherry, Maple, Oak, Quartersawn White Oak.

#32027 - 30" 2-door corner

30" wall space x 41" W x 79 3/4" H

Standard Features:

- » grooves & bow inlays in bottom doors
- » leaded glass
- » glass shelves
- » LED puck lighting
- » touch tone lighting
- » plain wood back
- » 1 adjustable shelf in bottom
- » Hardware: A028 (A)

Options:


- » beveled glass**
- » shiplap back*

Santa Fe
leaded glass detail



*additional cost

**less cost



Santa Fe
leaded
glass
detail

Santa Fe Hutch

#32023 72" Santa Fe Hutch shown in Quartersawn White Oak.
Available in Brown Maple, Cherry, Maple, Oak, Quartersawn White Oak.

#32021 - 39" 2-door hutch & buffet
39" W x 20 1/2" D x 82 1/2" H

#32022 - 56" 3-door hutch & buffet
56" W x 20 1/2" D x 82 1/2" H

#32023 - 72" 4-door hutch & buffet
72" W x 20 1/2" D x 82 1/2" H

Buffet Only:

#32024 - 36" buffet
35 7/8" W x 20 1/2" D x 34 1/4" H

#32025 - 52" buffet
52 1/4" W x 20 1/2" D x 34 1/4" H

#32026 - 69" buffet
68 3/4" W x 20 1/2" D x 34 1/4" H

Standard Features:

- » grooves & bow inlays in bottom doors
- » leaded glass
- » glass shelves
- » LED puck lighting
- » touch tone lighting
- » plain wood back
- » panel ends
- » 1 adjustable shelf behind buffet doors
- » Hardware: A028 on doors, A030 on drawers (A)

Options:

- » beveled glass**
- » shiplap back*



Santa Fe Sideboard

#32028 69" Santa Fe Sideboard shown in Quartersawn White Oak.
Available in Brown Maple, Cherry, Maple, Oak, Quartersawn White Oak.

#32028 - 69" sideboard
69" W x 20 1/2" D x 40 1/4" H

Standard Features:

- » grooves & bow inlays in doors
- » panel ends
- » 1 adjustable shelf behind doors
- » Hardware: A028 on doors, A030 on drawers (A)



Sequoia Cabinet

#34005 42" Sequoia Cabinet shown in Brown Maple.
Available in Brown Maple, Cherry, Maple, Oak, Quartersawn White Oak, White Oak.

#34005 - 42" cabinet
42" W x 19" D x 78 1/4" H

Options:

- » wood back



Sonoma Hutch

#30017 72" Sonoma Hutch shown in Cherry.
Available in Brown Maple, Cherry, Maple, Oak, Quartersawn White Oak.

#30017 - 72" 2-door hutch & buffet
72" W x 20" D x 83 1/4" H

Buffet Only:

#30018 - 68" 2-door buffet
68" W x 20" D x 33 1/4" H

Standard Features:

- » plain glass
- » wood shelves (no lights)
- » plain wood back
- » 1 adjustable shelf in buffet
- » Hardware: A006 (A)

Options:

- » beveled glass*
- » glass shelves
- » LED puck lighting with touch tone lighting*
- » shiplap back*



Spencer Hutch

#34014 62" Spencer Hutch shown in Cherry.
Available in Brown Maple, Cherry, Oak.

#34014 - 62" hutch & buffet
62" W x 19 1/2" D x 69" H

Buffet Only:

#34015 - 62" buffet
62" W x 19 1/2" D x 36" H

Standard Features:

- » cord glass
- » glass shelf
- » LED puck lighting
- » touch tone lighting
- » plain wood back
- » 2 adjustable wood shelves behind each door in buffet
- » Hardware: B130 on doors, B133 on drawers (B)



Sydney Hutch

#32032 72" Sydney Hutch shown in Oak.

Available in Brown Maple, Cherry, Maple, Oak, Quartersawn White Oak.

#32031 - 50" 2-door hutch & buffet
50 1/4" W x 20 1/2" D x 80 1/4" H

#32032 - 72" 3-door hutch & buffet
72" W x 20 1/2" D x 80 1/4" H

Buffet Only:

#32033 - 50" 2-door buffet
50 1/4" W x 20 1/2" D x 40 1/4" H

#32034 - 72" 3-door buffet
72" W x 20 1/2" D x 40 1/4" H

Standard Features:

- » leaded glass
- » glass shelf
- » LED puck lighting
- » touch tone lighting
- » plain wood back
- » 1 fixed shelf behind bottom doors
- » Hardware: A016 (A)



#32031 50" Sydney Hutch shown in Oak.



Traditional Corner Hutch

#37059 25" Traditional Corner Hutch shown in Oak.

Available in Brown Maple, Cherry, Maple, Oak, Quartersawn White Oak.

#37058 - 21" 1-door corner
21" wall space x 29 3/4" W x 80 3/4" H

#37059 - 25" 2-door corner
25" wall space x 35 1/2" W x 80 3/4" H

#37060 - 30" 2-door corner
30" wall space x 42 1/4" W x 80 3/4" H

Standard Features:

- » CRP doors with mullions
- » plain glass
- » LED puck lighting
- » touch tone lighting
- » Dentil molding
- » plain wood back
- » 1 adjustable shelf in bottom
- » Hardware: A037 on drawer, A038 on doors (A)
- » Hardware on Cherry only: B118 on doors, B119 on drawer (B)



#37059 25" Traditional Corner Hutch shown in Cherry with optional beveled glass.

#37060 30" Traditional Corner Hutch shown in Oak with optional TRP doors with mullions.

Options:

- » long doors in top instead of center opening*
- » long doors in bottom instead of the drawer front*
- » TRP doors with mullions
- » beveled glass (no mullions)
- » wood shelves (no lights)
- » shiplap back*



Traditional Hutch

#37050 54" Traditional Hutch shown in Oak.

Available in Brown Maple, Cherry, Maple, Oak, Quartersawn White Oak.

#37048 - 39" 2-door hutch & buffet

39" W x 19 3/8" D x 84" H

#37049 - 48" 2-door hutch & buffet

48" W x 19 3/8" D x 84" H

#37050 - 54" 3-door hutch & buffet

54" W x 19 3/8" D x 84" H

#37051 - 62" 3-door hutch & buffet

62" W x 19 3/8" D x 84" H

#37052 - 72" 4-door hutch & buffet

72" W x 19 3/8" D x 84" H

Buffet Only:

#37053 - 36" 2-door buffet

36" W x 19 3/8" D x 34" H

#37054 - 45" 2-door buffet

45" W x 19 3/8" D x 34" H

#37055 - 51" 3-door buffet

50 5/8" W x 19 3/8" D x 34" H

#37056 - 59" 3-door buffet

59" W x 19 3/8" D x 34" H

#37057 - 69" 4-door buffet

69" W x 19 3/8" D x 34" H

Standard Features:

- » TRP doors with mullions
- » plain glass
- » glass shelves
- » LED puck lighting
- » touch tone lighting
- » grooved wood back
- » 1 adjustable shelf in buffet
- » Hardware: A038 (A)
- » Hardware on Cherry only: B118 (B)

Options:

- » CRP doors with mullions*
- » beveled glass (no mullions)
- » wood shelves (no lights)
- » shiplap back*



Tribeca Shelf

#34009 63" Tribeca Shelf shown in Brown Maple.

Available in Brown Maple, Cherry, Maple, Oak, Walnut.

#34009 - 63" shelf

63" W x 10" D x 14" H



Tribeca Sideboard

#34008 63" Tribeca Sideboard shown in Walnut

with optional Exotic Birdseye Maple in panels.

Available in Brown Maple, Cherry, Maple, Oak, Walnut.

#34008 - 63" sideboard


63" W x 20" D x 36" H

Standard Features:

- » clear powder-coated metal base
- » 1 adjustable shelf behind doors
- » Hardware: B211 (B)

Options:

- » Exotic Quilted Maple in panel*
- » Exotic Birdseye Maple in panel*



Optional Exotic Quilted Maple*



Optional Exotic Birdseye Maple*



Tuscany Buffet

#33011 59" Tuscany Buffet shown in Oak.
Available in Brown Maple, Cherry, Maple, Oak,
Quartersawn White Oak.

#33011 - 59" buffet
59" W x 19 5/8" D x 36 1/4" H

Standard Features:

- » wine rack in center
- » 1 adjustable shelf behind doors
- » Hardware: A004 (A)

Options:

- » door in center (no wine rack)



Uptown Sideboard

#34013 51" Uptown Sideboard shown in Cherry.
Available in Brown Maple, Cherry, Maple, Oak.

#34013 - 51" sideboard
51" W x 23" D x 38" H

Standard Features:

- » Hardware: C217 (C)



Urban Curio

#34016 42" Urban Curio shown in Cherry.
Available in Brown Maple, Cherry, Oak.

#34016 - 42" curio
42" W x 20 1/4" D x 80 1/4" H

Standard Features:

- » plain glass
- » 3 adjustable glass shelves
- » LED puck lighting
- » touch tone lighting
- » plain wood back
- » Hardware: B103 on doors, B104 on drawers (B)



Urban Sideboard

#34017 63" Urban Sideboard shown in Cherry.
Available in Brown Maple, Cherry, Oak.

#34017 - 63" sideboard
63" W x 20 1/4" D x 42" H

Standard Features:

- » plain glass
- » 2 adjustable glass shelves on each side
- » 1 adjustable glass shelf in center
- » LED puck lighting
- » touch tone lighting
- » plain wood back
- » Hardware: B103 on doors, B104 on small doors and drawers (B)



Valley French Corner Hutch

#35006 30" Valley French Corner Hutch shown
in Cherry.
Available in Brown Maple, Cherry, Maple, Oak,
Quartersawn White Oak.

#35006 - 30" 2-door corner
30" wall space x 42 1/4" W x 80 3/4" H

Standard Features:

- » beveled glass
- » glass shelves
- » LED puck lighting
- » touch tone lighting
- » mirror back
- » 1 adjustable shelf in bottom
- » Hardware: A033 on doors, A036 on drawer (A)

Options:

- » long doors in top instead of center opening*
- » long doors in bottom instead of the drawer front*
- » wood shelves (no lights)
- » shiplap back*



#35002 72" Valley French Hutch shown in Oak.

#35000 39" Valley French Hutch shown in Oak.



Valley French Hutch

#35001 54" Valley French Hutch shown in Cherry.

Available in Brown Maple, Cherry, Maple, Oak, Quartersawn White Oak.

#35000 - 39" 2-door hutch & buffet
39" W x 19 3/8" D x 81 3/4" H

#35001 - 54" 3-door hutch & buffet
54" W x 19 3/8" D x 81 3/4" H

#35002 - 72" 4-door hutch & buffet
72" W x 19 3/8" D x 81 3/4" H

Buffet Only:

#35003 - 36" 2-door buffet
35 1/2" W x 19 3/8" D x 33 1/4" H

#35004 - 51" 3-door buffet
50 3/4" W x 19 3/8" D x 33 1/4" H

#35005 - 69" 4-door buffet
69" W x 19 3/8" D x 33 1/4" H

Standard Features:

- » beveled glass
- » glass shelf
- » LED puck lighting
- » touch tone lighting
- » mirror back
- » 1 fixed shelf in buffet
- » Hardware: A033 on doors, A036 on drawers (A)

Options:

- » full length doors in top*
- » wood shelves (no lights)
- » shiplap back*

Valley French Server


#35007 55" Valley French Server shown in Cherry.

Available in Brown Maple, Cherry, Maple, Oak, Quartersawn White Oak.

#35007 - 55" server
55 1/2" W x 21" D x 36 5/8" H

Standard Features:

- » Hardware: A033 on doors, A036 on drawers (A)



#31027 21" Valley Shaker Corner Hutch shown in Cherry with optional long door in top and mullions in door with plain glass.

#31028 25" Valley Shaker Corner Hutch shown in Cherry with optional long doors in top and mullions in doors with plain glass.

Valley Shaker Corner Hutch

#31029 30" Valley Shaker Corner Hutch shown in Cherry.

Available in Brown Maple, Cherry, Maple, Oak, Quartersawn White Oak.

#31027 - 21" 1-door corner
21" wall space x 29 3/4" W x 80 3/4" H

#31028 - 25" 2-door corner
25" wall space x 35 1/2" W x 80 3/4" H

#31029 - 30" 2-door corner
30" wall space x 42 1/4" W x 80 3/4" H

Standard Features:

- » beveled glass
- » glass shelves
- » LED puck lighting
- » touch tone lighting
- » plain wood back
- » 1 adjustable shelf in bottom
- » Hardware: A006 (A)

Options:

- » long doors in top instead of center opening*
- » long doors in bottom instead of the drawer front*
- » mullion doors with plain glass*
- » wood shelves (no lights)
- » shiplap back*



#31017 39" Valley Shaker Hutch shown in Cherry.



#31018" 48" Valley Shaker Hutch shown in Brown Maple.



#31020 62" Valley Shaker Hutch shown in Cherry.



#31021 72" Valley Shaker Hutch shown in Cherry.

Valley Shaker Hutch

#31019 54" Valley Shaker Hutch shown in Cherry.

Available in Brown Maple, Cherry, Maple, Oak, Quartersawn White Oak.

#31017 - 39" 2-door hutch & buffet
39" W x 19 3/8" D x 84" H

#31018 - 48" 2-door hutch & buffet
48" W x 19 3/8" D x 84" H

#31019 - 54" 2-door hutch & buffet
54" W x 19 3/8" D x 84" H

#31020 - 62" 3-door hutch & buffet
62" W x 19 3/8" D x 84" H

#31021 - 72" 4-door hutch & buffet
72" W x 19 3/8" D x 84" H

Buffet Only:

#31022 - 36" 2-door buffet
36" W x 19 3/8" D x 34" H

#31023 - 45" 2-door buffet
45" W x 19 3/8" D x 34" H

#31024 - 51" 2-door buffet
50 5/8" W x 19 3/8" D x 34" H

#31025 - 59" 3-door buffet
59" W x 19 3/8" D x 34" H

#31026 - 69" 4-door buffet
69" W x 19 3/8" D x 34" H

Standard Features:

- » beveled glass
- » glass shelves
- » LED puck lighting
- » touch tone lighting
- » plain wood back
- » 1 fixed shelf in buffet
- » Hardware: A006 (A)

Options:

- » mullions in doors with plain glass*
- » wood shelves (no lights)
- » shiplap back*



Valley Shaker Server

#31030 55" Valley Shaker Server shown in Cherry.
Available in Brown Maple, Cherry, Maple, Oak, Quartersawn White Oak.

#31030 - 55" server
55" W x 19 5/8" D x 36 1/2" H

Standard Features:

- » Hardware: A006 (A)



Warren Corner Hutch

#31040 25" Warren Corner Hutch shown in Cherry.
Available in Brown Maple, Cherry, Maple, Oak, Quartersawn White Oak.

#31040 - 25" 2-door corner
25" wall space x 35 1/2" W x 80 3/4" H

#31041 - 30" 2-door corner
30" wall space x 42 1/4" W x 80 3/4" H

Standard Features:

- » plain glass
- » glass shelves
- » LED puck lighting
- » touch tone lighting
- » plain wood back
- » 1 adjustable shelf in bottom
- » Hardware: A025 (A)

Options:

- » long doors in top instead of center opening*
- » long doors in bottom instead of the drawer front*
- » wood shelves (no lights)
- » shiplap back*



Warren Hutch

#31035 62" Warren Hutch shown in Cherry.
Available in Brown Maple, Cherry, Maple, Oak, Quartersawn White Oak.

#31034 - 54" 2-door hutch & buffet
54" W x 19 3/8" D x 84" H

#31035 - 62" 3-door hutch & buffet
62" W x 19 3/8" D x 84" H

#31036 - 72" 4-door hutch & buffet
72" W x 19 3/8" D x 84" H

Buffet Only:

#31037 - 51" buffet
50 5/8" W x 19 3/8" D x 34" H

#31038 - 59" buffet
59" W x 19 3/8" D x 34" H

#31039 - 69" buffet
69" W x 19 3/8" D x 34" H

Standard Features:

- » plain glass
- » glass shelves
- » LED puck lighting
- » touch tone lighting
- » plain wood back
- » 1 adjustable shelf behind buffet doors
- » Hardware: A025 (A)

Options:

- » wood shelves (no lights)
- » shiplap back*



Warren Server

#31042 65" Warren Server shown in Cherry.
Available in Brown Maple, Cherry, Maple, Oak, Quartersawn White Oak.

#31042 - 65" server
65" W x 20 1/8" D x 38" H

Standard Features:

- » 1 adjustable shelf behind doors
- » Hardware: A025 (A)



Wellington Hutch

#30019 62" Wellington Hutch shown in Cherry.
Available in Brown Maple, Cherry, Maple, Oak, Quartersawn White Oak.

#30019 - 62" hutch & buffet
62" W x 19 5/8" D x 84 1/2" H

Buffet Only:

#30020 - 57" buffet
57" W x 19 5/8" D x 34 1/4" H

Standard Features:

- » wood shelves (no lights)
- » plain wood back
- » 1 adjustable shelf in buffet
- » Hardware: A006 (A)
- » distressed
- » low sheen finish

Options:

- » sliding glass doors with beveled glass*
- » glass shelves
- » LED puck lighting with touch tone lighting*
- » shiplap back*



Whitby Hutch

#37070 38" Left Hinge Whitby Hutch shown in Oak.
Available in Brown Maple, Cherry, Maple, Oak, Quartersawn White Oak.

#37069 38" right hinge hutch & buffet (right side facing)
38" W X 25" D X 88" H

#37070 38" left hinge hutch & buffet (left side facing)
38" W X 25" D X 88" H

Buffet Only:

#37071 - 33" buffet
33" W X 22 15/16" D X 36" H

Standard Features:

- » plain glass
- » wood shelves (no lights)
- » serving pullout in base
- » plain wood back
- » Hardware: B105 on drawers and doors (B), A034 on pullout (A)



Williamsburg Hutch

#30021 62" Williamsburg Hutch shown in Cherry.
Available in Brown Maple, Cherry, Maple, Oak,
Quartersawn White Oak.

#30021 - 62" hutch & buffet
62" W x 21" D x 75 1/4" H

Buffet Only:

#30022 - 59" buffet
59" W x 19 1/2" D x 41" H

Standard Features:

- » seedy glass
- » glass shelf
- » LED puck lighting
- » touch tone lighting
- » plain wood back
- » 1 adjustable shelf behind buffet doors
- » Hardware: B107 on doors and small drawers, B110 on drawers (B)

Options:

- » shiplap back*



Williamsburg Hutch with Leaf Storage

#30024 62" Williamsburg Hutch with Leaf Storage shown in Cherry.
Available in Brown Maple, Cherry, Maple, Oak,
Quartersawn White Oak.

#30024 - 62" hutch & buffet
62" W x 21" D x 75 1/4" H

Buffet Only:

#30025 - 59" buffet
59" W x 19 1/2" D x 41" H

Standard Features:

- » seedy glass
- » glass shelf
- » LED puck lighting
- » touch tone lighting
- » plain wood back
- » 1 adjustable shelf behind buffet doors
- » leaf storage in bottom - holds up to 16" wide leaves
- » Hardware: B107 on doors and small drawers, B110 on drawers (B)

Options:

- » shiplap back*



Williamsburg Sideboard

#30023 59" Williamsburg Sideboard shown in Cherry.
Available in Brown Maple, Cherry, Maple, Oak,
Quartersawn White Oak.

#30023 - 59" sideboard
59" W x 19 1/2" D x 32 1/2" H

Standard Features:

- » 1 adjustable shelf behind doors
- » Hardware: B107 on doors, B110 on drawers (B)

FINISH OPTIONS

LEVEL 1 FINISHES

All our product is priced with a Level 1 Finish. This includes all basic stains and paints.



TWO-TONE FINISH (not an additional cost)

Two-toning refers to selecting two different finish colors for different portions of the piece. A chair seat, a table top, doors, drawers or backs on a cabinet would be typical places to use two-toning.

LEVEL 2 FINISHES

A Level 2 finish is an additional cost. See pricelist. It includes Antique Wear-through, Light or Regular Distressing, and select colors that you will see on your kiosk or sample chain or on our website.

ANTIQUE WEAR-THROUGH

(Can be included in Level 2 and 3 Finishes)

Antique wear-through is simply the process of rubbing through the paint on some corners to give the appearance of a piece that's been around for a while. This can be done on any color paint.



DISTRESSING

Light Distress - This includes some light wormholes in the surface and lightly rasped edges. It works great for making furniture look like an old piece that's been well taken care of, but has a few stories to tell.

Regular Distress - This includes some heavier wormholes, some dents, and sections of the edges are shaved away with a spokeshave. This process definitely gets a look of old furniture that's seen a lot of use and made a lot of memories.



^ Light Distress



^ Regular Distress

LEVEL 3 FINISHES

A Level 3 finish is an additional cost. See pricelist. It includes a number of special finishes that were formulated using a variety of dyes, stains, glazes, or paints to create a very specific look.

TABLE TOP OPTIONS

HAND PLANED

This creates a bit of a wavy surface on the table top. It's created by using a Hand Plane and going across the table top to take away material. Along with a wavy look, it also creates a bit of extra distressing in the table top.

MILLSAWN

The look of an old plank board with the original saw marks from the sawmill. Sanded mostly smooth, but still enough texture for the warm simplicity of Rustic Charm.

These are additional cost options that give your table top some unique looks. It adds a sense of charm and an antique feel.

See your kiosk for samples of these techniques.

TABLE OPTIONS

TABLE TOP OPTIONS

Choose your table top shape. Available shapes are listed in the Options section of each table.




TABLE EDGE OPTIONS

Select your table edge. Choose any of these edges if listed in the Options section of the table.



LEG OPTIONS

Select your table leg. Choose any of these legs if listed in the Options section of the table. (additional cost unless stated otherwise)



2 1/4" #Q813



2 1/4" #4000



2 1/2" #Q871



2 1/2" #Q994



2 1/2" #Q860



2 3/4" #16



2 3/4" #1006



2 3/4" #1007



2 3/4" #1062



2 3/4" #1304



2 3/4" #1327



2 3/4" #1404



2 3/4" #2310



3" #1405



3" #1449



3" #2012



3" #3802



3" #6400



3 1/2" #1224



3 1/2" #1224T



3 1/2" #1006-3.5



4" #1696



4" #2013



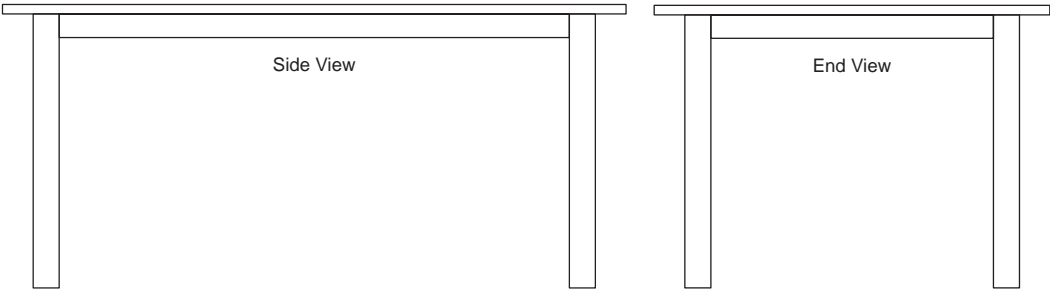
4" #3166



4" #3305

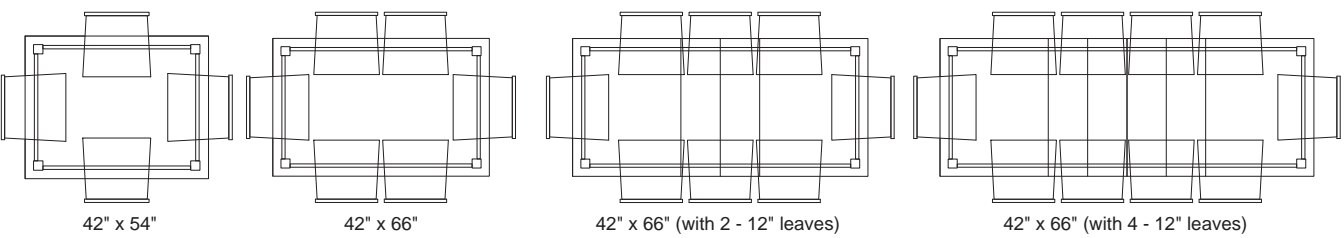
TABLE SEATING CHART

These are general dimensions for our tables and can vary slightly. The dimensions can be modified by special order. Not all table sizes are shown.

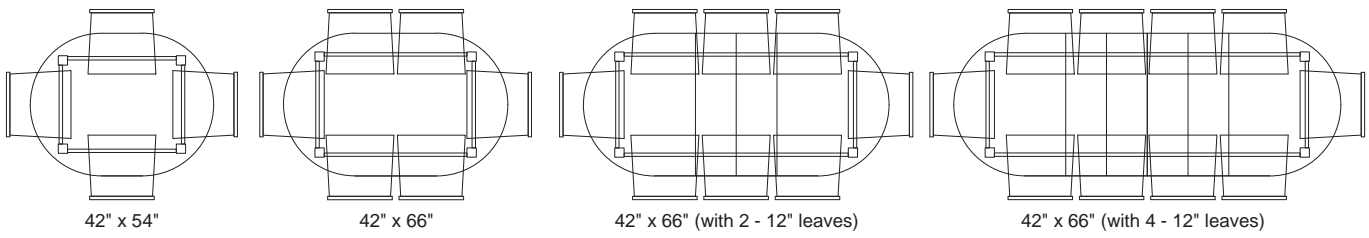


- Dimensions between legs:**
- 2 3/4" leg - 11" less than top
 - 4" leg - 13" less than top

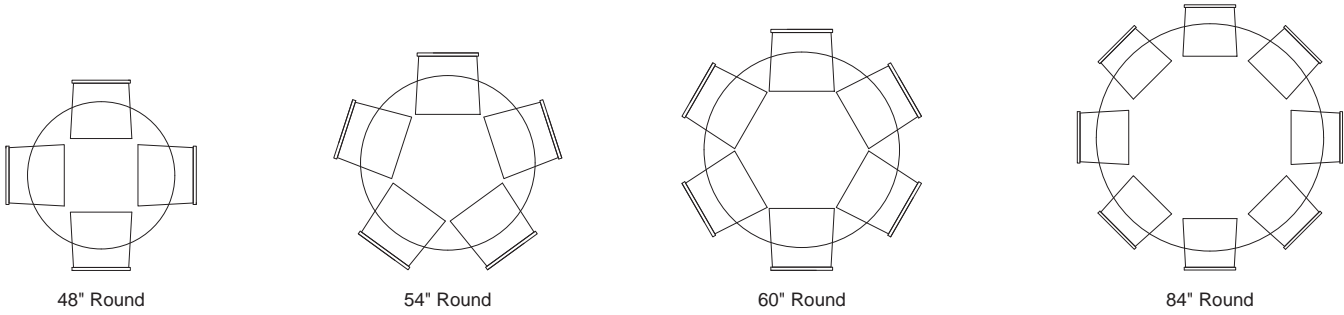
Square Leg Tables



Oval Leg Tables



Round Pedestal Tables



Note: Adding 2 - 12" wide leaves will allow for an additional chair on each side. Drawings are based on using 20" wide side chairs.

CHAIR OPTIONS

UPHOLSTERY OPTIONS

Leather and fabric seats are available on most chairs. See website for up to date fabric and leather options.



Leather* Premium Leather Seats

- » Premium top-grain, glove soft, micro-pigmented aniline leather.
- » Is exceptionally buttery soft to the touch while providing protection against spills.




Fabric*

Nailhead Color Options for select chairs



French Natural



Gilt



Pewter



Nickel



Black

COM (Customers Own Material)

- » any upholstery can be done with COM for same cost as fabric or leather seats
- » COM yardage is based off of 54" wide plain fabric
- » call for COM yardage if placement is required, as repeats of each pattern will vary

Upholstery required for standard seats with welt:

1 seat	3/4 yd.
2 seats	7/8 yd.
3-4 seats	1 2/3 yds.
5-6 seats	2 1/2 yds.
7-8 seats	3 1/4 yds.
9-10 seats	4 yds.

BASE OPTIONS

Turn any chair into a Desk Chair with our 5-star Caster Base (with or without a gas lift), or transform any Counter/Bar Chair into a swivel Counter/Bar Stool.



< #12415 Mission Arm Chair shown in Oak with optional 5-Star Desk Chair Base with gas lift.

5-Star Caster Base*

(available with or without a gas lift)
available on all chairs



< #11817 Sonoma 30" H Swivel Bar Stool shown in Cherry with optional leather seat.

Swivel Counter / Bar Stool Base*

(available on most Counter / Bar Chairs in 24" or 30" high)

CABINET OPTIONS

LIGHTING FEATURES

Create a stunning presentation with standard LED lighting.



^ LED Puck Light
(standard feature)



^ Touch Tone Lighting
(standard feature)

HUTCH BACK OPTIONS

Create depth with a mirror back or add a hardwood shiplap back to your hutch.



^ Mirror Back*



^ Hardwood Shiplap Back*

*additional cost unless
listed as a standard feature

HARDWARE OPTIONS


These hardware options are available on all hutches. Hardware within the same category is available at no extra charge. Hardware within a different category may have an additional cost - see price list for details.

A

Category A (continued on next page)



A001
Regency Brass Pull



A002
1 1/4" Square Wood Knob



A003
Burnished Brass Pull




A004
Antique Iron Knob



A005
1 1/4" Black Wood Knob



A006
1 1/4" Stained Wood Knob



A007
1 1/4" Pewter Knob



A008
Antique English Knob



A009
Sterling Nickel Oval Knob



A010
Black Mission Pull (small)



A011
Black Mission Pull (large)



A012
Black Mission Pull



A013
Brass Knob




A015
1 1/4" Nickel Knob



A016
Burnished Black Pull



A021
Antique English Pull



A023
1 1/8" Black Wood Knob



A024
Sterling Nickel Pull



A025
1 1/8" Stained Wood Knob



A026
Brass Pull



A028
Pewter Pull



A029
1 9/32" Walnut Round Wood Knob



A030
Pewter Pull



A032
Satin Nickel Pull

A

Category A (continued from previous page)



A033
Burnished Brass Pull



A034
1/4" Pewter Knob



A035
Pewter Pull



A036
Burnished Brass Pull



A037
Antique English Pull



A038
Antique English Knob & Backplate



A039
Satin Nickel Knob



A040
1 3/8" Weathered Copper Knob



A045
Black Drawer Pull



A046
Black Knob



A047
Liberty Black Pull



A048
Liberty Black Pull



A049
Oil Rubbed Bronze Pull



A050
Oil Rubbed Bronze Pull



A053
Dark Brushed Copper Pull



A054
Dark Brushed Copper Knob



A055
Satin Nickel Knob



A056
Dark Brushed Antique Copper Pull



A057
Oil Bronze Pull



A058
1 1/4" Oil Bronze Knob




A059
Oil Rubbed Bronze Pull



A060
1 1/4" Oil Rubbed Bronze Knob



A061
1" Satin Nickel Knob



A062
Pewter Pull

B

Category B *(continued on next page)*



B101
Antique Brass Door Catch



B102
1 1/4" Antique Brass Knob



B103
Satin Nickel Pull



B104
Satin Nickel Knob




B105
Antique Pewter Pull



B107
Windover Antique Knob



B108
Antique Pewter Knob & Backplate



B109
Antique Pewter Pull



B110
Windover Antique Pull



B111
Burnished Brass Pull



B112
Burnished Brass Knob & Backplate



B113
Hill House Drawer Pull



B114
Hill House Door Pull



B115
Brushed Nickel Pull



B117
Matte Black Iron Pull




B118
Solid Brass Key & Backplate



B119
Solid Brass Pull



B120
Antique Brass Pull



B121
1 1/8" Antique Copper Knob



B122
Gilded Bronze Knob



B123
Oil Rubbed Bronze Pull



B127
Satin Nickel Pull (small)



B128
Satin Nickel Pull (large)



B130
1 3/8" Brushed Nickel Knob



B133
Brushed Nickel Pull

B

Category B (continued from previous page)



B136
Antique Copper Knob



B137
Antique Copper Pull



B138
Aluminum Pull




B141
Graphite Pull




B143
1 1/4" Pewter Knob



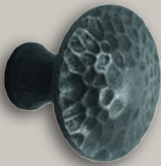
B144
Matte Black Pull



B145
Matte Black Knob



B147
Black Iron Pull



B148
Black Iron Knob



B149
Dark Brushed Antique Copper Pull



B150
Dark Brushed Antique Copper Knob



B151
Black Bronze Knob



B153
Old Brass Ring Pull



B154
Oil Rubbed Bronze Pull



B155
1 1/4" Black Knob



B204
Matte Nickel Pull



B208
Florentino Drawer Pull




B209
Florentino Door Pull



B210
Classic Antique Brass



B211
Brushed Nickel Pull



B216
10" Contemporary Pull



FEATURES

made by craftsmen

❶ SEALED TABLE EDGES & 1" TABLE TOPS

All table edges are sealed with a special sealer to keep the joints on the table top fitting tightly. All table tops are 1" thick unless otherwise specified.

❷ TABLE CORNER BRACES

Leg tables have interlocking corner blocks fastened by screws. This gives a significant amount of added durability.

SOLID WOOD

Every piece of furniture is solid wood. We don't cut any corners or sacrifice an ounce of quality. We guarantee your furniture will stand the test of time.



❸ DOVETAILED DRAWERS

Although timely, the classic technique of dovetailing ensures the strongest joint possible. Look at any of the four dovetailed corners and you can clearly see, these drawers were made to resist the daily pulling forces applied to the drawer front. Once our craftsman pushes these joints together, nothing short of breakage will pull this drawer apart.




❹ FULL EXTENSION UNDERMOUNT SOFT-CLOSE DRAWER SLIDES

A full extension slide creates a smooth glide for easy drawer access. Eliminate banging drawers with this soft-close feature that gently shuts the drawer.

FLOATING PANEL

Raised panel doors have "spacing balls" in the frame. This allows for natural expansion and contraction and prevents cracks and rattling.



CATALYZED CONVERSION VARNISH *See pg. 204 for more details.*

We finish off our furniture with a 7-step catalyzed varnish finish. Unlike other manufacturers, we use a top of the line conversion varnish with excellent resistance to water, scratching, common household spills, alcohol, yellowing and marring. Our catalyzed varnishes are the toughest and most durable finishes available in the furniture industry today.


❺ MORTISE AND TENON JOINERY

Not popular in factory furniture, the mortise and tenon joinery used in our furniture achieves lasting results. This method creates a very strong joint and prevents the joint from coming loose.

Visit canal Dover.com for more features.

HARDWOOD OPTIONS

There are six different species of hardwoods that you will see mentioned throughout the Canal Dover Furniture catalog. Due to a lack of availability of certain parts in specific species, we can't have all of our furniture available in all six species. All pieces have specs stating which species they are available in. Please be sure to check before ordering.




BROWN MAPLE

Brown Maple has become increasingly popular for hardwood furniture. It comes from the exact same trees as Maple, but it isn't selected for pure white color. For that reason the majority color will be white, but it will have portions that vary from a dark brown to a greenish grey.



CHERRY

Cherry is a smooth, even-grained hardwood known for its warm, rich, reddish-brown color. Cherry may have some mineral streaks, pitch pockets or sapwood. Cherry mellows or darkens with age from exposure to sunlight, and can also become a deep reddish-brown with a golden luster.




MAPLE

Maple is the light colored wood selected from the same trees as the more varied Brown Maple. The grain pattern in Maple wood is known for its curves and often shows nice curls throughout. Our Maple is harvested mainly in the Northeastern United States.



OAK

Red Oak is one of the most popular hardwoods for timber production in North America. Red Oak color will vary from pale reddish brown to an almost wheat color. Red Oak is known for its open grain with great strength and durability.



QUARTERSAWN WHITE OAK

Depending on the way the logs are sawn into timber (rift-cut, flat sliced, flat sawn, rotary cut quartered) White Oak can have varying looks. Many distinctive patterns emerge: figure flakes, fine lines, pin stripes, leafy grains and watery figures. Color is light to darker gray brown. White Oak that is quartersawn will produce dramatic rays and flecks or flakes that are popular in Mission style furniture or antiques.



RUSTIC CHERRY

Rustic Cherry is the same wood as Cherry, but without knots, streaks, and sap wood removed. These beautiful wood characteristics will stand out with a light stain, and are mostly hidden with a dark one. Please keep this in mind when ordering Rustic Cherry with lighter finishes.

CARE AND CLEANING

HOW TO CLEAN SOLID WOOD FURNITURE

Proper cleaning of your table ensures its beauty and longevity. We strongly recommend reading the tips below to keep your furniture in top condition.

There are many things that will collect on the surface of wood finishes. Such as cooking oils and fumes, fingerprints, dust, and smoking residue. Generally a soft damp cloth followed by a dry cloth will be all you need to clean the finish. If a cleaner is required, use only a very mild soap and wipe dry. A high quality furniture polish may be used occasionally. Apply polish with a soft cloth following manufacturer's instructions. Avoid the use of silicone polishes as they may damage the wood finish if used over a period of time. Your local furniture store or hardware may carry Guardsman Furniture Polish (recommended for fine wood finishes).

KEEP FURNITURE OUT OF DIRECT SUNLIGHT

Every effort should be made to keep your table out of direct sunlight and heat sources such as radiators, hot air outlets or wood stoves. These conditions will cause the wood to dry out and subsequently split.

CHECK HUMIDITY IN YOUR HOME

Humidity between 35 to 45 percent guards against shrinking and cracking or expansion. Basements with high humidity should be avoided. Do not place furniture near heat sources. You may choose to dehumidify or humidify depending on your environment. Extreme temperature and humidity will ruin wood.

ALLOW WOOD TIME TO CURE

The materials that protect your finished furniture are dual component products that require 21 to 30 days to achieve maximum protection of the natural wood. In the curing process, damage can and will occur if caution is not used to protect this finish from hot materials placed on it. Use extra care to protect these products so your investment really can last a lifetime!

HOW DO YOU PROTECT YOUR FURNITURE?

You can place coasters under hot cups or serving bowls. Use a table pad when possible to keep hot and heavy materials off the wood surface. In time, your table top will achieve it's full protective properties, but for the first few weeks it needs tender care.

HELPFUL FURNITURE CARE TIPS

- Avoid placing directly in front of or underneath windows.
- Blot up spills immediately.
- Lift items rather than dragging them across the furniture surface.
- Rotate your accessories every once in a while.
- Don't place hot items directly on your furniture. If something is too hot to hold in your hand, it's too hot for your furniture.

WE USE CATALYZED CONVERSION VARNISH FOR ITS INCREDIBLE DURABILITY

We use Catalyzed Conversion Varnish that provides superior moisture resistance rather than its cheap and low-quality substitute: lacquer (a coating commonly used on furniture today).

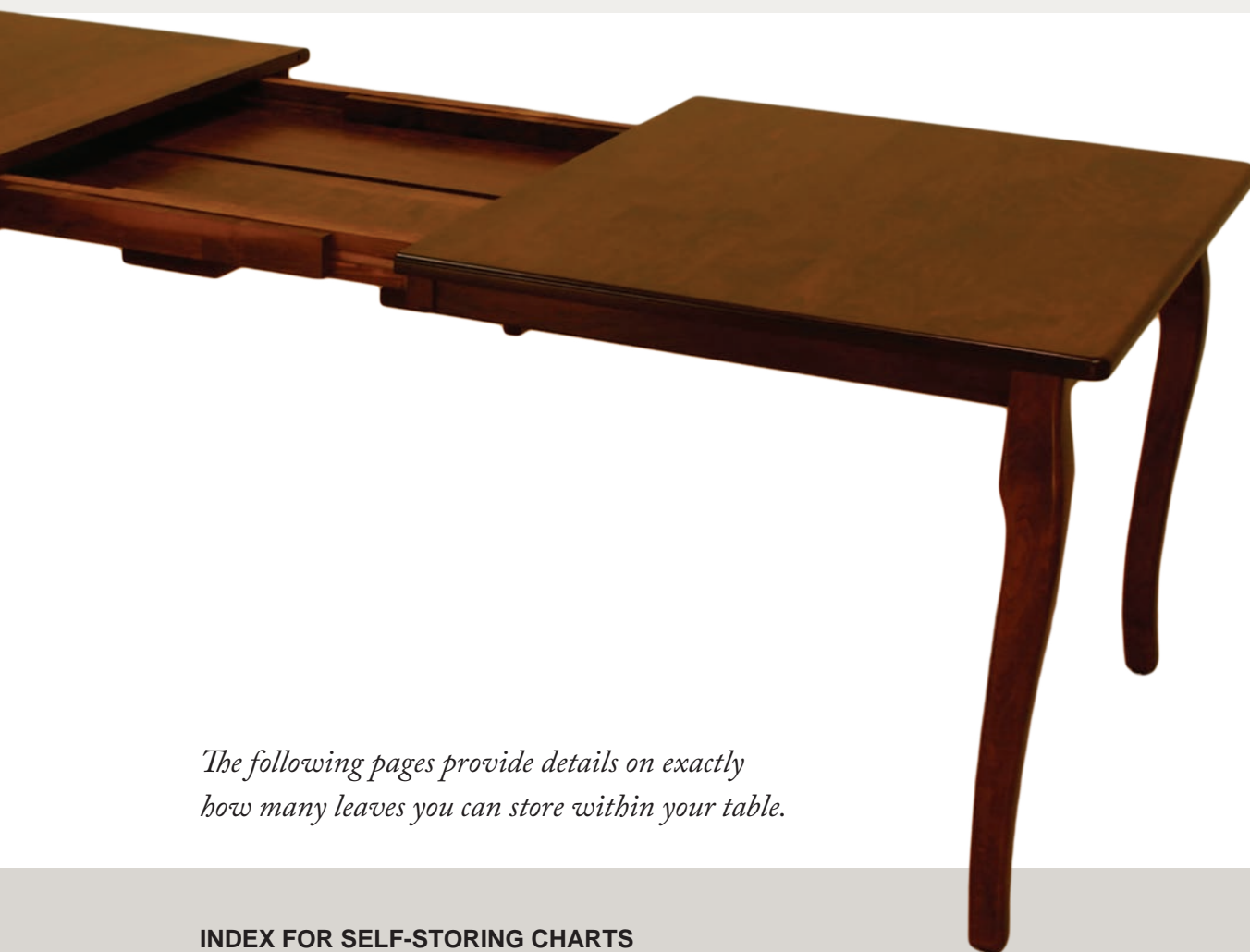
Moisture Resistance: If a cup of water is left on the surface of a lacquer top over night, it will leave a white ring in the finish. If a cup is left on the surface of a Conversion Varnish finish for a week, there will be no effect to the coating. Catalyzed Conversion Varnish is a coating that is durable enough to last the life of your furniture.

Catalyzed Conversion Varnish vs. Lacquer
(scale of 1 to 10) 1 = severe effect 10 = no effect

	LACQUER	CONVERSION VARNISH
water resistance	1	10
nail polish remover	1	10
ketchup	2	10
mustard	2	10
tape	2	10

See our website to learn more about Catalyzed Conversion Varnish and see a chemical resistance test.

SELF-STORING CHARTS



The following pages provide details on exactly how many leaves you can store within your table.

INDEX FOR SELF-STORING CHARTS

Ambassador #27013	214	Mission #22008	211	Valley French #25003.....	224
Aspen #24007	207	Mission Double Pedestal #22011	211	Valley French #25004.....	216
Bedford #23021	227	Mission Single Pedestal #22009	212	Valley Shaker #21005.....	213
Branson #20009	208	North Union #21009	211	Valley Shaker #21006.....	216
Brentwood #24006	224	Parker #23024	227	Wellington #20005.....	220
Carlisle #25000.....	224	Peggs #24012	223	Whitby #27032.....	227
Carlisle #25001.....	216	Provence #25007	210		
Classic Mission #22000.....	211	Queen Anne #26000.....	224		
Easton #24000	222	Queen Anne #26001.....	216		
Edinburgh Double Base #23020.....	206	Queen Anne Fancy #26003.....	212		
Estate #23002	224	Richmond Double Base #24013.....	209		
Gatherings Double Pedestal #23023.....	225	Riviera Double Pedestal #24009	220		
Hamilton Mission Double Pedestal		Rochester #20011	208		
#22004.....	206	Sante Fe #22012.....	215		
Hamilton Mission Single Pedestal		Sonoma #20004	220		
#22003.....	212	Sydney #22015.....	207		
Heritage Double Pedestal #21003.....	221	Tillson #21012	225		
Heritage Single Pedestal #21001	212	Tribeca #24008.....	210		
Hill House Elliptical #22018.....	225	Turned Double Pedestal #27004.....	218		
Hill House Trestle #22016	225	Turned Double Pedestal #27005.....	219		
Liberty Mission #22006.....	224	Turned Double Pedestal #27006.....	217		
Luxembourg #20007.....	207	Turned Single Pedestal #27001	212		
Madison Double Base (with leaves)		Turned Single Pedestal #27002	212		
#23015.....	223	Turned Single Pedestal #27003	212		
Manchester Double Pedestal #27024	226	Tuscany #23009	220		
Manchester Single Pedestal #27023.....	212	Uptown #24014	226		
McKinley #20002.....	215	Urban #24016.....	209		

#22004 Hamilton Mission Double Pedestal

Size	Number of Leaves	Self-Store		Non Self-Store Leaves	Leaf Size
		With Skirt	Without Skirt		
36" x 60"	1 leaf		1		12"
	2 leaf		2		12"
	3 leaf		2	1	12"
	4 leaf		2	2	12"
36" x 66"	1 leaf		1		12"
	2 leaf		2		12"
	3 leaf		2	1	12"
	4 leaf		2	2	12"
42" x 60"	1 leaf	1			12"
	2 leaf	2			12"
	3 leaf	2	1		12"
	4 leaf	2	2		12"
42" x 66"	1 leaf	1			12"
	2 leaf	2			12"
	3 leaf	2	1		12"
	4 leaf	2	2		12"

Size	Number of Leaves	Self-Store		Non Self-Store Leaves	Leaf Size
		With Skirt	Without Skirt		
42" x 72"	1 leaf	1			12"
	2 leaf	2			12"
	3 leaf	2	1		12"
	4 leaf	2	2		12"
48" x 60"	1 leaf	1			12"
	2 leaf	2			12"
	3 leaf	2	1		12"
	4 leaf	2	2		12"
48" x 66"	1 leaf	1			12"
	2 leaf	2			12"
	3 leaf	2	1		12"
	4 leaf	2	2		12"
48" x 72"	1 leaf	1			12"
	2 leaf	2			12"
	3 leaf	2	1		12"
	4 leaf	2	2		12"

slide type: gear equalizing wood slide

#23020 Edinburgh Double Base

Size	Number of Leaves	Self-Store		Non Self-Store Leaves	Leaf Size
		With Skirt	Without Skirt		
42" x 72"	1 leaf		1		12"
	2 leaf		2		12"
	3 leaf		2	1	12"
	4 leaf		2	2	12"
48" x 72"	1 leaf		1		12"
	2 leaf		2		12"
	3 leaf		3		12"
	4 leaf		4		12"

slide type: gear equalizing wood slide

#24007 Aspen
#22015 Sydney

Size	Number of Leaves	Self-Store		Non Self-Store Leaves	Leaf Size
		With Skirt	Without Skirt		
42" x 54"	1 leaf	1			12"
	2 leaf	2			12"
	3 leaf	2	1		12"
	4 leaf	2	2		12"
42" x 60"	1 leaf	1			12"
	2 leaf	2			12"
	3 leaf	2	1		12"
	4 leaf	2	2		12"
42" x 66"	1 leaf	1			12"
	2 leaf	2			12"
	3 leaf	2	1		12"
	4 leaf	2	2		12"
42" x 72"	1 leaf	1			12"
	2 leaf	2			12"
	3 leaf	2	1		12"
	4 leaf	2	2		12"

Size	Number of Leaves	Self-Store		Non Self-Store Leaves	Leaf Size
		With Skirt	Without Skirt		
48" x 60"	1 leaf	1			12"
	2 leaf	2			12"
	3 leaf	2	1		12"
	4 leaf	2	2		12"
48" x 66"	1 leaf	1			12"
	2 leaf	2			12"
	3 leaf	2	1		12"
	4 leaf	2	2		12"
48" x 72"	1 leaf	1			12"
	2 leaf	2			12"
	3 leaf	2	1		12"
	4 leaf	2	2		12"

slide type: non-gear wood slide

#20007 Luxembourg

Size	Number of Leaves	Self-Store		Non Self-Store Leaves	Leaf Size
		With Skirt	Without Skirt		
42" x 60"	1 leaf	1			18"
	2 leaf	1		1	18"
42" x 66"	1 leaf	1			18"
	2 leaf	1		1	18"
42" x 72"	1 leaf	1			18"
	2 leaf	1		1	18"

Size	Number of Leaves	Self-Store		Non Self-Store Leaves	Leaf Size
		With Skirt	Without Skirt		
48" x 60"	1 leaf	1			18"
	2 leaf	1		1	18"
48" x 66"	1 leaf	1			18"
	2 leaf	1		1	18"
48" x 72"	1 leaf		1		18"
	2 leaf		1	1	18"

slide type: gear equalizing wood slide

#20009 Branson

Size	Number of Leaves	Self-Store		Non Self-Store Leaves	Leaf Size
		With Skirt	Without Skirt		
42" x 66"	2 leaf	1		1	12"
	4 leaf	1		3	12"
42" x 72"	2 leaf	2			12"
	4 leaf	2		2	12"
42" x 78"	2 leaf	2			12"
	4 leaf	2		2	12"
42" x 84"	2 leaf	2			12"
	4 leaf	2		2	12"

Size	Number of Leaves	Self-Store		Non Self-Store Leaves	Leaf Size
		With Skirt	Without Skirt		
48" x 66"	2 leaf	2			12"
	4 leaf	2		2	12"
48" x 72"	2 leaf	2			12"
	4 leaf	2		2	12"
48" x 78"	2 leaf	2			12"
	4 leaf	2		2	12"
48" x 84"	2 leaf	2			12"
	4 leaf	2		2	12"

slide type: non-gear wood slide

#20011 Rochester

Size	Number of Leaves	Self-Store		Non Self-Store Leaves	Leaf Size
		With Skirt	Without Skirt		
42" x 60"	1 leaf	1			12"
	2 leaf	2			12"
	3 leaf	2	1		12"
	4 leaf	2	2		12"
42" x 66"	1 leaf	1			12"
	2 leaf	2			12"
	3 leaf	2	1		12"
	4 leaf	2	2		12"
42" x 72"	1 leaf	1			12"
	2 leaf	2			12"
	3 leaf	2	1		12"
	4 leaf	2	2		12"
42" x 78"	1 leaf	1			12"
	2 leaf	2			12"
	3 leaf	2	1		12"
	4 leaf	2	2		12"

Size	Number of Leaves	Self-Store		Non Self-Store Leaves	Leaf Size
		With Skirt	Without Skirt		
48" x 60"	1 leaf	1			12"
	2 leaf	2			12"
	3 leaf	2	1		12"
	4 leaf	2	2		12"
48" x 66"	1 leaf	1			12"
	2 leaf	2			12"
	3 leaf	2	1		12"
	4 leaf	2	2		12"
48" x 72"	1 leaf	1			12"
	2 leaf	2			12"
	3 leaf	2	1		12"
	4 leaf	2	2		12"
48" x 78"	1 leaf	1			12"
	2 leaf	2			12"
	3 leaf	2	1		12"
	4 leaf	2	2		12"

slide type: gear equalizing wood slide

#24013 Richmond Double Base

Size	Number of Leaves	Self-Store		Non Self-Store Leaves	Leaf Size
		With Skirt	Without Skirt		
42" x 60"	1 leaf		1		12"
	2 leaf		2		12"
	3 leaf		2	1	12"
	4 leaf		2	2	12"
42" x 66"	1 leaf		1		12"
	2 leaf		2		12"
	3 leaf		2	1	12"
	4 leaf		2	2	12"
42" x 72"	1 leaf		1		12"
	2 leaf		2		12"
	3 leaf		2	1	12"
	4 leaf		2	2	12"

Size	Number of Leaves	Self-Store		Non Self-Store Leaves	Leaf Size
		With Skirt	Without Skirt		
48" x 60"	1 leaf		1		12"
	2 leaf		2		12"
	3 leaf		2	1	12"
	4 leaf		2	2	12"
48" x 66"	1 leaf		1		12"
	2 leaf		2		12"
	3 leaf		2	1	12"
	4 leaf		2	2	12"
48" x 72"	1 leaf		1		12"
	2 leaf		2		12"
	3 leaf		3		12"
	4 leaf		4		12"

slide type: gear equalizing wood slide

#24016 Urban

Size	Number of Leaves	Self-Store		Non Self-Store Leaves	Leaf Size
		With Skirt	Without Skirt		
42" x 66"	1 leaf	1			12"
	2 leaf	1	1		12"
	3 leaf	1	1	1	12"
	4 leaf	1	1	2	12"

slide type: non-gear wood slide

#25007 Provence

Size	Number of Leaves	Self-Store		Non Self-Store Leaves	Leaf Size
		With Skirt	Without Skirt		
42" x 54"	1 leaf	1			18"
	2 leaf	1	1		18"
42" x 60"	1 leaf	1			18"
	2 leaf	1	1		18"
42" x 66"	1 leaf	1			18"
	2 leaf	1	1		18"
42" x 72"	1 leaf	1			18"
	2 leaf	1	1		18"

Size	Number of Leaves	Self-Store		Non Self-Store Leaves	Leaf Size
		With Skirt	Without Skirt		
48" x 60"	1 leaf	1			18"
	2 leaf	1	1		18"
48" x 66"	1 leaf	1			18"
	2 leaf	1	1		18"
48" x 72"	1 leaf	1			18"
	2 leaf	1	1		18"

slide type: non-gear wood slide

#24008 Tribeca

Size	Number of Leaves	Self-Store		Non Self-Store Leaves	Leaf Size
		With Skirt	Without Skirt		
36" x 54"	1 leaf	1			12"
	2 leaf	1	1		12"
36" x 60"	1 leaf	1			12"
	2 leaf	1	1		12"
42" x 60"	1 leaf	1			12"
	2 leaf	2			12"
	3 leaf	2	1		12"
	4 leaf	2	2		12"
42" x 66"	1 leaf	1			12"
	2 leaf	2			12"
	3 leaf	2	1		12"
	4 leaf	2	2		12"
42" x 72"	1 leaf	1			12"
	2 leaf	2			12"
	3 leaf	2	1		12"
	4 leaf	2	2		12"

Size	Number of Leaves	Self-Store		Non Self-Store Leaves	Leaf Size
		With Skirt	Without Skirt		
48" x 60"	1 leaf	1			12"
	2 leaf	2			12"
	3 leaf	2	1		12"
	4 leaf	2	2		12"
48" x 66"	1 leaf	1			12"
	2 leaf	2			12"
	3 leaf	2	1		12"
	4 leaf	2	2		12"
48" x 72"	1 leaf	1			12"
	2 leaf	2			12"
	3 leaf	2	1		12"
	4 leaf	2	2		12"

slide type: non-gear wood slide

#22008 Mission

#21009 North Union

#22011 Mission Double Pedestal

Size	Number of Leaves	Self-Store		Non Self-Store Leaves	Leaf Size
		With Skirt	Without Skirt		
42" x 60"	1 leaf	1			12"
	2 leaf	2			12"
	3 leaf	2	1		12"
	4 leaf	2	2		12"
42" x 66"	1 leaf	1			12"
	2 leaf	2			12"
	3 leaf	2	1		12"
	4 leaf	2	2		12"
42" x 72"	1 leaf	1			12"
	2 leaf	2			12"
	3 leaf	2	1		12"
	4 leaf	2	2		12"

Size	Number of Leaves	Self-Store		Non Self-Store Leaves	Leaf Size
		With Skirt	Without Skirt		
48" x 60"	1 leaf	1			12"
	2 leaf	2			12"
	3 leaf	2	1		12"
	4 leaf	2	2		12"
48" x 66"	1 leaf	1			12"
	2 leaf	2			12"
	3 leaf	2	1		12"
	4 leaf	2	2		12"
48" x 72"	1 leaf	1			12"
	2 leaf	2			12"
	3 leaf	2	1		12"
	4 leaf	2	2		12"

slide type: gear equalizing wood slide

#22000 Classic Mission

Size	Number of Leaves	Self-Store		Non Self-Store Leaves	Leaf Size
		With Skirt	Without Skirt		
42" x 60"	1 leaf	1			12"
	2 leaf	2			10"
	3 leaf	2	1		10"
	4 leaf	2	2		10"
42" x 66"	1 leaf	1			12"
	2 leaf	2			11"
	3 leaf	2	1		11"
	4 leaf	2	2		11"
42" x 72"	1 leaf	1			12"
	2 leaf	2			12"
	3 leaf	2	1		12"
	4 leaf	2	2		12"

Size	Number of Leaves	Self-Store		Non Self-Store Leaves	Leaf Size
		With Skirt	Without Skirt		
48" x 60"	1 leaf	1			12"
	2 leaf	2			12"
	3 leaf	2	1		12"
	4 leaf	2	2		12"
48" x 66"	1 leaf	1			12"
	2 leaf	2			12"
	3 leaf	2	1		12"
	4 leaf	2	2		12"
48" x 72"	1 leaf	1			12"
	2 leaf	2			12"
	3 leaf	2	1		12"
	4 leaf	2	2		12"

slide type: gear equalizing wood slide

#26003 Queen Anne Fancy

Size	Number of Leaves	Self-Store		Non Self-Store Leaves	Leaf Size
		With Skirt	Without Skirt		
42" x 60"	1 leaf	1			12"
	2 leaf	2			12"
	3 leaf	2	1		12"
	4 leaf	2	2		12"
42" x 66"	1 leaf	1			12"
	2 leaf	2			12"
	3 leaf	2	1		12"
	4 leaf	2	2		12"
42" x 72"	1 leaf	1			12"
	2 leaf	2			12"
	3 leaf	2	1		12"
	4 leaf	2	2		12"

Size	Number of Leaves	Self-Store		Non Self-Store Leaves	Leaf Size
		With Skirt	Without Skirt		
48" x 60"	1 leaf	1			12"
	2 leaf	2			12"
	3 leaf	2	1		12"
	4 leaf	2	2		12"
48" x 66"	1 leaf	1			12"
	2 leaf	2			12"
	3 leaf	2	1		12"
	4 leaf	2	2		12"
48" x 72"	1 leaf	1			12"
	2 leaf	2			12"
	3 leaf	2	1		12"
	4 leaf	2	2		12"

slide type: non-gear wood slide
#22003 Hamilton Mission Single Pedestal
#21001 Heritage Single Pedestal
#27023 Manchester Single Pedestal
#22009 Mission Single Pedestal
#27001, #27002 & #27003 Turned Single Pedestal

Size	Number of Leaves	Self-Store		Non Self-Store Leaves	Leaf Size
		With Skirt	Without Skirt		
36" x 48"	1 leaf	1			12"
	2 leaf	1	1		12"
	3 leaf	1	1	1	12"
36" x 54"	1 leaf	1			12"
	2 leaf	1	1		12"
36" x 60"	1 leaf	1			12"
	2 leaf	1	1		12"

Size	Number of Leaves	Self-Store		Non Self-Store Leaves	Leaf Size
		With Skirt	Without Skirt		
42" x 54"	1 leaf	1			12"
	2 leaf	1	1		12"
42" x 60"	1 leaf	1			12"
	2 leaf	1	1		12"
48" x 60"	1 leaf	1			12"
	2 leaf	1	1		12"

slide type: gear equalizing wood slide

#21005 Valley Shaker

Size	Number of Leaves	Self-Store		Non Self-Store Leaves	Leaf Size
		With Skirt	Without Skirt		
36" x 48"	1 leaf	1			12"
	2 leaf	1	1		12"
	3 leaf	1	1	1	12"
36" x 54"	1 leaf	1			12"
	2 leaf	1	1		12"
	3 leaf	1	1	1	12"
	4 leaf	1	1	2	12"
36" x 60"	1 leaf	1			12"
	2 leaf	1	1		12"
	3 leaf	1	1	1	12"
	4 leaf	1	1	2	12"
36" x 66"	1 leaf	1			12"
	2 leaf	1	1		12"
	3 leaf	1	1	1	12"
	4 leaf	1	1	2	12"
42" x 54"	1 leaf	1			12"
	2 leaf	2			12"
	3 leaf	2	1		12"
	4 leaf	2	2		12"
42" x 60"	1 leaf	1			12"
	2 leaf	2			12"
	3 leaf	2	1		12"
	4 leaf	2	2		12"
42" x 66"	1 leaf	1			12"
	2 leaf	2			12"
	3 leaf	2	1		12"
	4 leaf	2	2		12"
	6 leaf	1	1	4	12"
	8 leaf	1	1	6	12"
	10 leaf	n/a	n/a	10	12"

Size	Number of Leaves	Self-Store		Non Self-Store Leaves	Leaf Size
		With Skirt	Without Skirt		
42" x 72"	1 leaf	1			12"
	2 leaf	2			12"
	3 leaf	2	1		12"
	4 leaf	2	2		12"
	6 leaf	1	1	4	12"
	8 leaf	1	1	6	12"
48" x 60"	10 leaf	n/a	n/a	10	12"
	14 leaf	n/a	n/a	14	12"
48" x 66"	1 leaf	1			12"
	2 leaf	2			12"
	3 leaf	2	1		12"
	4 leaf	2	2		12"
48" x 66"	1 leaf	1			12"
	2 leaf	2			12"
	3 leaf	2	1		12"
	4 leaf	2	2		12"
	6 leaf	1	1	4	12"
	8 leaf	1	1	6	12"
48" x 72"	10 leaf	n/a	n/a	10	12"
	14 leaf	n/a	n/a	14	12"
48" x 72"	1 leaf	1			12"
	2 leaf	2			12"
	3 leaf	2	1		12"
	4 leaf	2	2		12"
	6 leaf	1	1	4	12"
	8 leaf	1	1	6	12"
48" x 72"	10 leaf	n/a	n/a	10	12"
	14 leaf	n/a	n/a	14	12"

slide type: non-gear wood slide

#27013 Ambassador

Size	Number of Leaves	Self-Store		Non Self-Store Leaves	Leaf Size
		With Skirt	Without Skirt		
36" x 48"	1 leaf	1			12"
	2 leaf	1	1		12"
	3 leaf	1	1	1	12"
36" x 54"	1 leaf	1			12"
	2 leaf	1	1		12"
	3 leaf	1	1	1	12"
	4 leaf	1	1	2	12"
36" x 60"	1 leaf	1			12"
	2 leaf	1	1		12"
	3 leaf	1	1	1	12"
	4 leaf	1	1	2	12"
36" x 66"	1 leaf	1			12"
	2 leaf	1	1		12"
	3 leaf	1	1	1	12"
	4 leaf	1	1	2	12"
42" x 54"	1 leaf	1			12"
	2 leaf	1	1		12"
	3 leaf	2	1		12"
	4 leaf	1	1	2	12"
42" x 60"	1 leaf	1			12"
	2 leaf	2			12"
	3 leaf	2	1		12"
	4 leaf	1	1	2	12"

Size	Number of Leaves	Self-Store		Non Self-Store Leaves	Leaf Size
		With Skirt	Without Skirt		
42" x 66"	1 leaf	1			12"
	2 leaf	2			12"
	3 leaf	2	1		12"
	4 leaf	2	2		12"
42" x 72"	1 leaf	1			12"
	2 leaf	2			12"
	3 leaf	2	1		12"
	4 leaf	2	2		12"
48" x 60"	1 leaf	1			12"
	2 leaf	2			12"
	3 leaf	2	1		12"
	4 leaf	1	1	2	12"
48" x 66"	1 leaf	1			12"
	2 leaf	2			12"
	3 leaf	2	1		12"
	4 leaf	2	2		12"
48" x 72"	1 leaf	1			12"
	2 leaf	2			12"
	3 leaf	2	1		12"
	4 leaf	2	2		12"

slide type: non-gear wood slide

#22012 Sante Fe

Size	Number of Leaves	Self-Store		Non Self-Store Leaves	Leaf Size
		With Skirt	Without Skirt		
42" x 66"	1 leaf		1		12"
	2 leaf		2		12"
	3 leaf		3		12"
	4 leaf		4		12"
42" x 72"	1 leaf		1		12"
	2 leaf		2		12"
	3 leaf		3		12"
	4 leaf		4		12"
42" x 78"	1 leaf	1			12"
	2 leaf	2			12"
	3 leaf	2	1		12"
	4 leaf	2	2		12"

Size	Number of Leaves	Self-Store		Non Self-Store Leaves	Leaf Size
		With Skirt	Without Skirt		
48" x 66"	1 leaf		1		12"
	2 leaf		2		12"
	3 leaf		3		12"
	4 leaf		4		12"
48" x 72"	1 leaf		1		12"
	2 leaf		2		12"
	3 leaf		3		12"
	4 leaf		4		12"
48" x 78"	1 leaf		1		12"
	2 leaf		2		12"
	3 leaf		3		12"
	4 leaf		4		12"

slide type: gear equalizing wood slide

#20002 McKinley

Size	Number of Leaves	Self-Store		Non Self-Store Leaves	Leaf Size
		With Skirt	Without Skirt		
42" x 54"	1 leaf		1		18"
	2 leaf		1	1	18"
42" x 60"	1 leaf		1		18"
	2 leaf		1	1	18"
42" x 66"	1 leaf		1		18"
	2 leaf		1	1	18"
42" x 72"	1 leaf		1		18"
	2 leaf		1	1	18"

Size	Number of Leaves	Self-Store		Non Self-Store Leaves	Leaf Size
		With Skirt	Without Skirt		
48" x 60"	1 leaf		1		18"
	2 leaf		1	1	18"
48" x 66"	1 leaf		1		18"
	2 leaf		1	1	18"
48" x 72"	1 leaf		1		18"
	2 leaf		1	1	18"

slide type: gear equalizing wood slide

#21006 Valley Shaker

Size	Number of Leaves	Self-Store		Non Self-Store Leaves	Leaf Size
		With Skirt	Without Skirt		
42" x 66"	1 leaf	1			12"
	2 leaf	1	1		12"
	3 leaf	1	1	1	12"
	4 leaf	1	1	2	12"
	6 leaf	1	1	4	12"
	8 leaf	1	1	6	12"
	10 leaf	n/a	n/a	10	12"
42" x 72"	1 leaf	1			12"
	2 leaf	1	1		12"
	3 leaf	1	1	1	12"
	4 leaf	1	1	2	12"
	6 leaf	1	1	4	12"
	8 leaf	1	1	6	12"
	10 leaf	n/a	n/a	10	12"
	14 leaf	n/a	n/a	14	12"

Size	Number of Leaves	Self-Store		Non Self-Store Leaves	Leaf Size
		With Skirt	Without Skirt		
48" x 66"	1 leaf	1			12"
	2 leaf	1	1		12"
	3 leaf	1	1	1	12"
	4 leaf	1	1	2	12"
	6 leaf	1	1	4	12"
	8 leaf	1	1	6	12"
	10 leaf	n/a	n/a	10	12"
48" x 72"	1 leaf	1			12"
	2 leaf	1	1		12"
	3 leaf	1	1	1	12"
	4 leaf	1	1	2	12"
	6 leaf	1	1	4	12"
	8 leaf	1	1	6	12"
	10 leaf	n/a	n/a	10	12"
	14 leaf	n/a	n/a	14	12"

slide type: non-gear wood slide

#25001 Carlisle

#25004 Valley French

#26001 Queen Anne

Size	Number of Leaves	Self-Store		Non Self-Store Leaves	Leaf Size
		With Skirt	Without Skirt		
42" x 66"	1 leaf	1			12"
	2 leaf	1	1		12"
	3 leaf	1	1	1	12"
	4 leaf	1	1	2	12"
42" x 72"	1 leaf	1			12"
	2 leaf	1	1		12"
	3 leaf	1	1	1	12"
	4 leaf	1	1	2	12"

Size	Number of Leaves	Self-Store		Non Self-Store Leaves	Leaf Size
		With Skirt	Without Skirt		
48" x 66"	1 leaf	1			12"
	2 leaf	1	1		12"
	3 leaf	1	1	1	12"
	4 leaf	1	1	2	12"
48" x 72"	1 leaf	1			12"
	2 leaf	1	1		12"
	3 leaf	1	1	1	12"
	4 leaf	1	1	2	12"

slide type: non-gear wood slide

#27006 Turned Double Pedestal

Size	Number of Leaves	Self-Store		Non Self-Store Leaves	Leaf Size
		With Skirt	Without Skirt		
36" x 60"	1 leaf		1		12"
	2 leaf		2		12"
	3 leaf		2	1	12"
	4 leaf		2	2	12"
36" x 66"	1 leaf		1		12"
	2 leaf		2		12"
	3 leaf		2	1	12"
	4 leaf		2	2	12"
42" x 60"	1 leaf	1			12"
	2 leaf	2			11"
	3 leaf	2	1		11"
	4 leaf	2	2		11"
42" x 66"	1 leaf	1			12"
	2 leaf	2			12"
	3 leaf	2	1		12"
	4 leaf	2	2		12"
	6 leaf	1	1	4	12"
	8 leaf	1	1	6	12"
	10 leaf	N/A	N/A	10	12"
42" x 72"	1 leaf	1			12"
	2 leaf	2			12"
	3 leaf	2	1		12"
	4 leaf	2	2		12"
	6 leaf	1	1	4	12"
	8 leaf	1	1	6	12"
	10 leaf	N/A	N/A	10	12"
	14 leaf	N/A	N/A	14	12"

Size	Number of Leaves	Self-Store		Non Self-Store Leaves	Leaf Size
		With Skirt	Without Skirt		
48" x 60"	1 leaf	1			12"
	2 leaf	2			12"
	3 leaf	2	1		12"
	4 leaf	2	2		12"
48" x 66"	1 leaf	1			12"
	2 leaf	2			12"
	3 leaf	2	1		12"
	4 leaf	2	2		12"
	6 leaf	1	1	4	12"
	8 leaf	1	1	6	12"
48" x 72"	10 leaf	N/A	N/A	10	12"
	1 leaf	1			12"
	2 leaf	2			12"
	3 leaf	2	1		12"
	4 leaf	2	2		12"
	6 leaf	1	1	4	12"
	8 leaf	1	1	6	12"
	10 leaf	N/A	N/A	10	12"
	14 leaf	N/A	N/A	14	12"

slide type: gear equalizing wood slide

#27004 Turned Double Pedestal

Size	Number of Leaves	Self-Store		Non Self-Store Leaves	Leaf Size
		With Skirt	Without Skirt		
36" x 60"	1 leaf		1		12"
	2 leaf		2		12"
	3 leaf		2	1	12"
	4 leaf		2	2	11"
36" x 66"	1 leaf		1		12"
	2 leaf		2		12"
	3 leaf		2	1	12"
	4 leaf		2	2	11"
42" x 60"	1 leaf	1			12"
	2 leaf	1	1		12"
	3 leaf	1	1	1	12"
	4 leaf	1	1	2	11"
42" x 66"	1 leaf	1			12"
	2 leaf	1	1		12"
	3 leaf	2	1		10"
	4 leaf	2	2		10"
	6 leaf	1	1	4	12"
	8 leaf	1	1	6	12"
	10 leaf	n/a	n/a	10	12"
42" x 72"	1 leaf	1			12"
	2 leaf	2			11"
	3 leaf	2	1		11"
	4 leaf	2	2		11"
	6 leaf	1	1	4	12"
	8 leaf	1	1	6	12"
	10 leaf	n/a	n/a	10	12"
	14 leaf	n/a	n/a	14	12"

Size	Number of Leaves	Self-Store		Non Self-Store Leaves	Leaf Size
		With Skirt	Without Skirt		
48" x 60"	1 leaf	1			12"
	2 leaf	1	1		12"
	3 leaf	1	1	1	12"
	4 leaf	1	1	2	11"
48" x 66"	1 leaf	1			12"
	2 leaf	1	1		12"
	3 leaf	2	1		10"
	4 leaf	2	2		10"
	6 leaf	1	1	4	12"
	8 leaf	1	1	6	12"
	10 leaf	n/a	n/a	10	12"
48" x 72"	1 leaf	1			12"
	2 leaf	1	1		12"
	3 leaf	2	1		12"
	4 leaf	2	2		12"
	6 leaf	1	1	4	12"
	8 leaf	1	1	6	12"
	10 leaf	n/a	n/a	10	12"
	14 leaf	n/a	n/a	14	12"

slide type: gear equalizing wood slide

#27005 Turned Double Pedestal

Size	Number of Leaves	Self-Store		Non Self-Store Leaves	Leaf Size
		With Skirt	Without Skirt		
36" x 60"	1 leaf		1		12"
	2 leaf		2		12"
	3 leaf		2	1	12"
	4 leaf		2	2	12"
36" x 66"	1 leaf		1		12"
	2 leaf		2		12"
	3 leaf		2	1	12"
	4 leaf		2	2	12"
42" x 60"	1 leaf	1			12"
	2 leaf	2			12"
	3 leaf	2	1		12"
	4 leaf	2	2		12"
42" x 66"	1 leaf	1			12"
	2 leaf	2			12"
	3 leaf	2	1		12"
	4 leaf	2	2		12"
	6 leaf	1	1	4	12"
	8 leaf	1	1	6	12"
	10 leaf	n/a	n/a	10	12"
	14 leaf	n/a	n/a	14	12"

Size	Number of Leaves	Self-Store		Non Self-Store Leaves	Leaf Size
		With Skirt	Without Skirt		
48" x 60"	1 leaf	1			12"
	2 leaf	2			12"
	3 leaf	2	1		12"
	4 leaf	2	2		12"
48" x 66"	1 leaf	1			12"
	2 leaf	2			12"
	3 leaf	2	1		12"
	4 leaf	2	2		12"
	6 leaf	1	1	4	12"
	8 leaf	1	1	6	12"
	10 leaf	n/a	n/a	10	12"
48" x 72"	1 leaf	1			12"
	2 leaf	2			12"
	3 leaf	2	1		12"
	4 leaf	2	2		12"
	6 leaf	1	1	4	12"
	8 leaf	1	1	6	12"
	10 leaf	n/a	n/a	10	12"
	14 leaf	n/a	n/a	14	12"

slide type: gear equalizing wood slide

#24009 Riviera Double Pedestal

Size	Number of Leaves	Self-Store		Non Self-Store Leaves	Leaf Size
		With Skirt	Without Skirt		
42" x 60"	1 leaf	1			12"
	2 leaf	2			12"
	3 leaf	2	1		12"
	4 leaf	2	2		12"
42" x 66"	1 leaf	1			12"
	2 leaf	2			12"
	3 leaf	2	1		12"
	4 leaf	2	2		12"
42" x 72"	1 leaf	1			12"
	2 leaf	2			12"
	3 leaf	2	1		12"
	4 leaf	2	2		12"

Size	Number of Leaves	Self-Store		Non Self-Store Leaves	Leaf Size
		With Skirt	Without Skirt		
48" x 66"	1 leaf	1			12"
	2 leaf	2			12"
	3 leaf	2	1		12"
	4 leaf	2	2		12"
48" x 72"	1 leaf	1			12"
	2 leaf	2			12"
	3 leaf	2	1		12"
	4 leaf	2	2		12"

slide type: gear equalizing wood slide

#20004 Sonoma**#23009 Tuscany****#20005 Wellington**

Size	Number of Leaves	Self-Store		Non Self-Store Leaves	Leaf Size
		With Skirt	Without Skirt		
42" x 54"	1 leaf	1			18"
	2 leaf	1		1	18"
42" x 60"	1 leaf	1			18"
	2 leaf	1		1	18"
42" x 66"	1 leaf	1			18"
	2 leaf	1		1	18"
42" x 72"	1 leaf	1			18"
	2 leaf	1		1	18"

Size	Number of Leaves	Self-Store		Non Self-Store Leaves	Leaf Size
		With Skirt	Without Skirt		
48" x 60"	1 leaf	1			18"
	2 leaf	1		1	18"
48" x 66"	1 leaf	1			18"
	2 leaf	1		1	18"
48" x 72"	1 leaf	1			18"
	2 leaf	1		1	18"

slide type: non-gear wood slide

#21003 Heritage Double Pedestal

Size	Number of Leaves	Self-Store		Non Self-Store Leaves	Leaf Size
		With Skirt	Without Skirt		
36" x 60"	1 leaf		1		12"
	2 leaf		2		12"
	3 leaf		2	1	12"
	4 leaf		2	2	11"
36" x 66"	1 leaf		1		12"
	2 leaf		2		12"
	3 leaf		2	1	12"
	4 leaf		2	2	12"
42" x 60"	1 leaf	1			12"
	2 leaf	2			12"
	3 leaf	2	1		12"
	4 leaf	2	2		11"
42" x 66"	1 leaf	1			12"
	2 leaf	2			12"
	3 leaf	2	1		12"
	4 leaf	2	2		12"
42" x 72"	1 leaf	1			12"
	2 leaf	2			12"
	3 leaf	2	1		12"
	4 leaf	2	2		12"

Size	Number of Leaves	Self-Store		Non Self-Store Leaves	Leaf Size
		With Skirt	Without Skirt		
48" x 60"	1 leaf	1			12"
	2 leaf	2			12"
	3 leaf	2	1		12"
	4 leaf	2	2		11"
48" x 66"	1 leaf	1			12"
	2 leaf	2			12"
	3 leaf	2	1		12"
	4 leaf	2	2		12"
48" x 72"	1 leaf	1			12"
	2 leaf	2			12"
	3 leaf	2	1		12"
	4 leaf	2	2		12"

slide type: gear equalizing wood slide

#24000 Easton

Size	Number of Leaves	Self-Store		Non Self-Store Leaves	Leaf Size
		With Skirt	Without Skirt		
36" x 48"	1 leaf	1			12"
	2 leaf	1	1		12"
	3 leaf	1	1	1	12"
36" x 54"	1 leaf	1			12"
	2 leaf	1	1		12"
	3 leaf	1	1	1	12"
	4 leaf	1	1	2	12"
36" x 60"	1 leaf	1			12"
	2 leaf	1	1		12"
	3 leaf	1	1	1	12"
	4 leaf	1	1	2	12"
36" x 66"	1 leaf	1			12"
	2 leaf	1	1		12"
	3 leaf	1	1	1	12"
	4 leaf	1	1	2	12"
42" x 54"	1 leaf	1			12"
	2 leaf	1	1		12"
	3 leaf	1	1	1	12"
	4 leaf	1	1	2	12"
42" x 60"	1 leaf	1			12"
	2 leaf	2			12"
	3 leaf	2	1		12"
	4 leaf	1	1	2	12"
42" x 66"	1 leaf	1			12"
	2 leaf	2			12"
	3 leaf	2	1		12"
	4 leaf	2	2		12"

Size	Number of Leaves	Self-Store		Non Self-Store Leaves	Leaf Size
		With Skirt	Without Skirt		
42" x 72"	1 leaf	1			12"
	2 leaf	2			12"
	3 leaf	2	1		12"
	4 leaf	2	2		12"
48" x 60"	1 leaf	1			12"
	2 leaf	2			12"
	3 leaf	2	1		12"
	4 leaf	2	2		12"
48" x 66"	1 leaf	1			12"
	2 leaf	2			12"
	3 leaf	2	1		12"
	4 leaf	2	2		12"
48" x 72"	1 leaf	1			12"
	2 leaf	2			12"
	3 leaf	2	1		12"
	4 leaf	2	2		12"

slide type: non-gear wood slide

#24012 Peggs

Size	Number of Leaves	Self-Store		Non Self-Store Leaves	Leaf Size
		With Skirt	Without Skirt		
36" x 48"	1 leaf	1			12"
	2 leaf	1	1		12"
	3 leaf	1	1	1	12"
36" x 54"	1 leaf	1			12"
	2 leaf	1	1		12"
	3 leaf	1	1	1	12"
	4 leaf	1	1	2	12"
36" x 60"	1 leaf	1			12"
	2 leaf	1	1		12"
	3 leaf	1	1	1	12"
	4 leaf	1	1	2	12"
36" x 66"	1 leaf	1			12"
	2 leaf	1	1		12"
	3 leaf	1	1	1	12"
	4 leaf	1	1	2	12"
42" x 54"	1 leaf	1			12"
	2 leaf	2			12"
	3 leaf	2	1		12"
	4 leaf	1	1	2	12"

Size	Number of Leaves	Self-Store		Non Self-Store Leaves	Leaf Size
		With Skirt	Without Skirt		
42" x 60"	1 leaf	1			12"
	2 leaf	2			12"
	3 leaf	2	1		12"
	4 leaf	1	1	2	12"
42" x 66"	1 leaf	1			12"
	2 leaf	2			12"
	3 leaf	2	1		12"
	4 leaf	2	2		12"
42" x 72"	1 leaf	1			12"
	2 leaf	2			12"
	3 leaf	2	1		12"
	4 leaf	2	2		12"

slide type: non-gear wood slide

#23015 Madison Double Base (with leaves)

Size	Number of Leaves	Self-Store		Non Self-Store Leaves	Leaf Size
		With Skirt	Without Skirt		
42" x 72"	1 leaf		1		12"
	2 leaf		2		12"
	3 leaf		3		12"
	4 leaf		4		12"
48" x 72"	1 leaf		1		12"
	2 leaf		2		12"
	3 leaf		3		12"
	4 leaf		4		12"

slide type: gear equalizing wood slide

#24006 Brentwood
#25000 Carlisle
#23002 Estate

#22006 Liberty Mission
#26000 Queen Anne
#25003 Valley French

Size	Number of Leaves	Self-Store		Non Self-Store Leaves	Leaf Size
		With Skirt	Without Skirt		
36" x 48"	1 leaf	1			12"
	2 leaf	1	1		12"
	3 leaf	1	1	1	12"
36" x 54"	1 leaf	1			12"
	2 leaf	1	1		12"
	3 leaf	1	1	1	12"
	4 leaf	1	1	2	12"
36" x 60"	1 leaf	1			12"
	2 leaf	1	1		12"
	3 leaf	1	1	1	12"
	4 leaf	1	1	2	12"
36" x 66"	1 leaf	1			12"
	2 leaf	1	1		12"
	3 leaf	1	1	1	12"
	4 leaf	1	1	2	12"
42" x 54"	1 leaf	1			12"
	2 leaf	2			12"
	3 leaf	2	1		12"
	4 leaf	2	2		12"
42" x 60"	1 leaf	1			12"
	2 leaf	2			12"
	3 leaf	2	1		12"
	4 leaf	2	2		12"

Size	Number of Leaves	Self-Store		Non Self-Store Leaves	Leaf Size
		With Skirt	Without Skirt		
42" x 66"	1 leaf	1			12"
	2 leaf	2			12"
	3 leaf	2	1		12"
	4 leaf	2	2		12"
42" x 72"	1 leaf	1			12"
	2 leaf	2			12"
	3 leaf	2	1		12"
	4 leaf	2	2		12"
48" x 60"	1 leaf	1			12"
	2 leaf	2			12"
	3 leaf	2	1		12"
	4 leaf	2	2		12"
48" x 66"	1 leaf	1			12"
	2 leaf	2			12"
	3 leaf	2	1		12"
	4 leaf	2	2		12"
48" x 72"	1 leaf	1			12"
	2 leaf	2			12"
	3 leaf	2	1		12"
	4 leaf	2	2		12"

#23023 Gatherings Double Pedestal

Size	Number of Leaves	Self-Store		Non Self-Store Leaves	Leaf Size
		With Skirt	Without Skirt		
42" x 68"	1 leaf	1			12"
	2 leaf	2			12"
	3 leaf	2	1		12"
	4 leaf	2	2		12"

*slide type: gear equalizing wood slide***#21012 Tillson**

Size	Number of Leaves	Self-Store		Non Self-Store Leaves	Leaf Size
		With Skirt	Without Skirt		
42" x 68"	1 leaf	1			12"
	2 leaf	1	1		12"
	3 leaf	1	1	1	12"
	4 leaf	1	1	2	12"

*slide type: non-gear wood slide***#22018 Hill House Elliptical**

Size	Number of Leaves	Self-Store		Non Self-Store Leaves	Leaf Size
		With Skirt	Without Skirt		
48" x 68"	1 leaf		1		12"
	2 leaf		2		12"
	3 leaf		2	1	12"
	4 leaf		2	2	12"

*slide type: gear equalizing wood slide***#22016 Hill House Trestle**

Size	Number of Leaves	Self-Store		Non Self-Store Leaves	Leaf Size
		With Skirt	Without Skirt		
42" x 60"	1 leaf	1			12"
	2 leaf	2			12"
	3 leaf	2	1		12"
	4 leaf	2	2		12"
48" x 72"	1 leaf	1			12"
	2 leaf	2			12"
	3 leaf	2	1		12"
	4 leaf	2	2		12"

slide type: gear equalizing wood slide

#27024 Manchester Double Pedestal

Size	Number of Leaves	Self-Store		Non Self-Store Leaves	Leaf Size
		With Skirt	Without Skirt		
36" x 60"	1 leaf		1		12"
	2 leaf		2		12"
	3 leaf		2	1	12"
	4 leaf		2	2	11"
36" x 66"	1 leaf		1		12"
	2 leaf		2		12"
	3 leaf		2	1	12"
	4 leaf		2	2	11"
42" x 60"	1 leaf	1			12"
	2 leaf	1	1		12"
	3 leaf	1	1	1	12"
	4 leaf	1	1	2	11"
42" x 66"	1 leaf	1			12"
	2 leaf	1	1		12"
	3 leaf	2	1		10"
	4 leaf	2	2		10"

Size	Number of Leaves	Self-Store		Non Self-Store Leaves	Leaf Size
		With Skirt	Without Skirt		
42" x 72"	1 leaf	1			12"
	2 leaf	2			11"
	3 leaf	2	1		11"
	4 leaf	2	2		11"
48" x 60"	1 leaf	1			12"
	2 leaf	1	1		12"
	3 leaf	1	1	1	12"
	4 leaf	1	1	2	11"
48" x 66"	1 leaf	1			12"
	2 leaf	1	1		12"
	3 leaf	2	1		10"
	4 leaf	2	2		10"
48" x 72"	1 leaf	1			12"
	2 leaf	1	1		12"
	3 leaf	2	1		12"
	4 leaf	2	2		12"

slide type: gear equalizing wood slide

#24014 Uptown

Size	Number of Leaves	Self-Store		Non Self-Store Leaves	Leaf Size
		With Skirt	Without Skirt		
42" x 66"	1 leaf		1		18"
	2 leaf		2		18"
42" x 72"	1 leaf		1		18"
	2 leaf		2		18"
42" x 78"	1 leaf		1		18"
	2 leaf		2		18"

Size	Number of Leaves	Self-Store		Non Self-Store Leaves	Leaf Size
		With Skirt	Without Skirt		
48" x 66"	1 leaf		1		18"
	2 leaf		2		18"
48" x 72"	1 leaf		1		18"
	2 leaf		2		18"
48" x 78"	1 leaf		1		18"
	2 leaf		2		18"

slide type: gear equalizing wood slide

#27032 Whitby

Size	Number of Leaves	Self-Store		Non Self-Store Leaves	Leaf Size
		With Skirt	Without Skirt		
42" x 60"	1 leaf	1			12"
	2 leaf	2			12"
	3 leaf	2		1	12"
	4 leaf	2		2	12"
42" x 66"	1 leaf	1			12"
	2 leaf	2			12"
	3 leaf	2		1	12"
	4 leaf	2		2	12"
42" x 72"	1 leaf	1			12"
	2 leaf	2			12"
	3 leaf	2		1	12"
	4 leaf	2		2	12"

Size	Number of Leaves	Self-Store		Non Self-Store Leaves	Leaf Size
		With Skirt	Without Skirt		
48" x 60"	1 leaf	1			12"
	2 leaf	2			12"
	3 leaf	2		1	12"
	4 leaf	2		2	12"
48" x 66"	1 leaf	1			12"
	2 leaf	2			12"
	3 leaf	2		1	12"
	4 leaf	2		2	12"
48" x 72"	1 leaf	1			12"
	2 leaf	2			12"
	3 leaf	2		1	12"
	4 leaf	2		2	12"

slide type: non-gear wood slide

#23021 Bedford

Size	Number of Leaves	Self-Store		Non Self-Store Leaves	Leaf Size
		With Skirt	Without Skirt		
38" x 60"	1 leaf	1			18"
	2 leaf	1		1	18"
42" x 66"	1 leaf	1			18"
	2 leaf	1		1	18"
46" x 72"	1 leaf	1			18"
	2 leaf	1		1	18"

slide type: non-gear wood slide

#23024 Parker

Size	Number of Leaves	Self-Store		Non Self-Store Leaves	Leaf Size
		With Skirt	Without Skirt		
42" x 72"	1 leaf	1			12"
	2 leaf	2			12"
	3 leaf	2	1		12"
	4 leaf	2	2		12"
48" x 72"	1 leaf	1			12"
	2 leaf	2			12"
	3 leaf	2	1		12"
	4 leaf	2	2		12"

slide type: gear equalizing wood slide

PICTURE INDEX

Leg Tables



Ambassador
#27013
(pg. 125)



Aspen
#24007
(pg. 125)



Bedford
#23021
(pg. 125)



Branson
#20009
(pg. 126)



Brentwood
#24006
(pg. 126)



Carlisle
#25000
(pg. 127)



Drop Leaf Leg
#27019
(pg. 127)



Easton
#24000
(pg. 128)



Estate
#23002
(pg. 128)



Lexington Gathering
#24001
(pg. 131)



Liberty Mission Gathering
#22007
(pg. 131)



Liberty Mission
#22006
(pg. 131)



Peggs
#24012
(pg. 135)



Provence
#25007
(pg. 135)



Pub Leg
#27027
(pg. 135)



Queen Anne Fancy
#26003
(pg. 135)



Queen Anne
#26000
(pg. 135)



Refectory
#20003
(pg. 136)



Sawyer
#24019
(pg. 137)



Sequoia
#24005
(pg. 137)

Leg Tables



Soho
#29010
(pg. 137)



Sonoma
#20004
(pg. 138)



Sydney
#22015
(pg. 138)



Tillson
#21012
(pg. 138)



Tribeca
#24008
(pg. 138)



Tuscany
#23009
(pg. 140)



Urban
#24016
(pg. 140)



Valley French
#25003
(pg. 140)



Valley Shaker
#21005
(pg. 140)



Wellington
#20005
(pg. 141)



Whitby
#27032
(pg. 141)

Pedestal Tables



Birmingham
#23000
(pg. 125)



Bordeaux
#24018
(pg. 126)



Cabot
#24015
(pg. 126)



Chateau
#23016
(pg. 127)



Concord
#23001
(pg. 127)



Drop Leaf Single Pedestal
#27018
(pg. 127)



Edinburgh Double Base
#23020
(pg. 128)



Edinburgh Single Base
#23019
(pg. 128)

Pedestal Tables



Emerson
#21010
(pg. 128)



Florentino Double Pedestal
#23026
(pg. 128)



Florentino Single Pedestal
#23025
(pg. 129)



Gatherings Double Pedestal
#23023
(pg. 129)



Gatherings Single Pedestal
#23022
(pg. 129)



Grand Mesa
#22001
(pg. 129)



Hamilton Mission Double Pedestal
#22004
(pg. 129)



Hamilton Mission Single Pedestal
#22002
(pg. 129)



Heritage Double Pedestal
#21003
(pg. 130)



Heritage Single Pedestal
#21002
(pg. 130)



Hill House Elliptical
#22018
(pg. 130)



Kennedy
#20008
(pg. 130)



Kensington
#20001
(pg. 131)



Lincoln
#23003
(pg. 131)



Madison Double Base
(solid top)
#23006
(pg. 132)



Madison Double Base
(with leaves)
#23015
(pg. 132)



Madison Single Base
(solid top)
#23005
(pg. 132)



Madison Single Base
(with leaves)
#23014
(pg. 132)



Manchester Double Pedestal
#27024
(pg. 133)



Manchester Single Pedestal
#27022
(pg. 133)

Pedestal Tables



Mission Double Pedestal
#22011
(pg. 133)



Mission Single Pedestal
#22010
(pg. 133)



Olivia Single Pedestal
#24021
(pg. 134)



Pub Single Pedestal
#27025
(pg. 135)



Richmond Double Base
#24013
(pg. 136)



Richmond Glass Top
#24002
(pg. 136)



Richmond Wood Top
#24003
(pg. 136)



Riviera Double Pedestal
#24009
(pg. 136)



Riviera Single Pedestal
#24011
(pg. 136)



Turned Double Pedestal
#27004
(pg. 139)



Turned Single Pedestal
#27000
(pg. 139)



Uptown
#24014
(pg. 140)

Trestle Tables



Arvada
#23017
(pg. 125)



Bentley
#24017
(pg. 125)



Cambridge
#24020
(pg. 126)



Classic Mission
#22000
(pg. 127)



Hartford
#22005
(pg. 130)



Hill House Trestle
#22016
(pg. 130)



Luxembourg
#20007
(pg. 132)



McKinley
#20002
(pg. 133)

Trestle Tables



Mission
#22008
(pg. 134)



Montecito
#23018
(pg. 134)



North Union
#21009
(pg. 134)



Parker
#23024
(pg. 134)



Rochester
(solid top)
#20010
(pg. 137)



Rochester
(with leaves)
#20011
(pg. 137)



Santa Fe
#22012
(pg. 137)



Williamsburg
#20006
(pg. 141)

Chairs



Arvada Upholstered Side
#13634
(pg. 143)



Arvada Wood Side
#13632
(pg. 143)



Aspen Side
#14000
(pg. 143)



Atlantis Side & Arm
#15002 - #15003
(pg. 143)



Baldwin Side & Arm
#10136 - #10137
(pg. 143)



Benson Side
#11014
(pg. 143)



Bent Feather Side & Arm
#17110 - #17111
(pg. 144)



Bentley Side & Arm
#14642 - #14643
(pg. 144)



Brentwood Side & Arm
#14340 - #14341
(pg. 144)



Chateau Side & Arm
#13630 - #13631
(pg. 144)



Classic Mission Side & Arm
#12410 - #12411
(pg. 144)



Clayton Side & Arm
#11000 - #11001
(pg. 145)



Contemporary Shaker Side & Arm
#11322 - #11323
(pg. 145)



Coventry Side & Arm
#10138 - #10139
(pg. 145)



Crossback Side & Arm
#13642 - #13643
(pg. 145)



Darby Side
#11016
(pg. 145)



Deron Side & Arm
#14004 - #14005
(pg. 145)



Diamond Mission Side & Arm
#12402 - #12403
(pg. 146)



Easton Side & Arm
#14630 - #14631
(pg. 146)



Estate Side & Arm
#13600 - #13601
(pg. 146)



Eugene Inlay Side & Arm
#12000 - #12001
(pg. 146)



Feather Side & Arm
#17116 - #17117
(pg. 146)



Fenton Side & Arm
#13644 - #13645
(pg. 147)



Francisco Side & Arm
#11618 - #11619
(pg. 147)



French Side & Arm
#15524 - #15525
(pg. 147)



Gatherings Side & Arm
#13646 - #13647
(pg. 147)



Harrison Side & Arm
#11002 - #11003
(pg. 147)



Heritage Side & Arm
#11324 - #11325
(pg. 147)



Hip Queen Anne Side & Arm
#16502 - #16503
(pg. 148)



Hudson Side & Arm
#11004 - #11005
(pg. 148)



Liberty Mission Side & Arm
#12418 - #12419
(pg. 148)



**Liberty Mission Side & Arm
(small version)**
#12434 - #12435
(pg. 148)



Lloyd Side & Arm
#12006 - #12007
(pg. 148)

Chairs



Logan Side
#11018
(pg. 149)



Luxembourg Side & Arm
#10132 - #10133
(pg. 149)



Madison Side & Arm
#13628 - #13629
(pg. 149)



McKinley Side & Arm
#11632 - #11633
(pg. 149)



Milton Side & Arm
#11006 - #11007
(pg. 149)



Mission Side & Arm
#12400 - #12401
(pg. 149)



Mission Side & Arm
#12406 - #12407
(pg. 150)



Mission Side & Arm
#12414 - #12415
(pg. 150)



Mission Side & Arm
#12420 - #12421
(pg. 150)



Mission Side & Arm
#12422 - #12423
(pg. 150)



Monarch Side & Arm
#11012 - #11013
(pg. 150)



Montecito Side & Arm
#13636 - #13637
(pg. 150)



Napoleon Side & Arm
#13610 - #13611
(pg. 151)



North Union Side & Arm
#11636 - #11637
(pg. 151)



Paddle Back Side & Arm
#17104 - #17105
(pg. 151)



Parsons Side
#11010
(pg. 151)



Peggs Side
#14638
(pg. 152)



Portland Side & Arm
#12008 - #12009
(pg. 152)



Prairie Mission Side & Arm
#12404 - #12405
(pg. 152)



Press Back Side & Arm
#17200 - #17201
(pg. 152)



Provence Side & Arm
#15000 - #15001
(pg. 152)



Queen Anne Side & Arm
#16500 - #16501
(pg. 153)



Riviera Side & Arm
#14634 - #14635
(pg. 153)



Rodhe Side & Arm
#11634 - #11635
(pg. 153)



Santa Fe Side & Arm
#12426 - #12427
(pg. 153)



School Side
#17608
(pg. 153)



Sequoia Side
#14624
(pg. 154)



Shaker Side & Arm
#11300 - #11301
(pg. 154)



Shaker Side & Arm
#11302 - #11303
(pg. 154)



Shaker Side & Arm
#11304 - #11305
(pg. 154)



Shaker Side & Arm
#11316 - #11317
(pg. 154)



Shaker Side & Arm
#11336 - #11337
(pg. 154)



Shaker Side & Arm
#11338 - #11339
(pg. 155)



Shaker Ladderback Side & Arm
#11202 - #11203
(pg. 155)



Shaker Ladderback Side & Arm
#11318 - #11319
(pg. 155)



**Shaker Ladderback Side & Arm
w/ Shaker Leg**
#11320 - #11321
(pg. 155)



Sheaf Back Side & Arm
#17175 - #17176
(pg. 155)



Sonoma Side & Arm
#11328 - #11329
(pg. 155)



Spindle Back Side & Arm
#11620 - #11621
(pg. 156)



Stillwater Side & Arm
#12010 - #12011
(pg. 156)



Stillwater Settee
#12900
(pg. 156)



Sydney Side & Arm
#12432 - #12433
(pg. 156)

Chairs



Taylor Side
#11022
(pg. 156)



Tribeca Arm
#14633
(pg. 156)



Tuscany Side & Arm
#13626 - #13627
(pg. 157)



Uptown Side & Arm
#14640 - #14641
(pg. 157)



V-Back Side & Arm
#14008 - #14009
(pg. 157)



Vienna Side & Arm
#11616 - #11617
(pg. 157)



Warren Side & Arm
#11344 - #11345
(pg. 157)



Wayside Side
#11020
(pg. 157)



Wellington Side & Arm
#11326 - #11327
(pg. 158)



Whitby Side
#17610
(pg. 158)



Whitby Upholstered Arm
#17611
(pg. 158)



Williamsburg Side & Arm
#11342 - #11343
(pg. 158)

Counter/Bar Chairs



Windsor Side & Arm
#10130 - #10131
(pg. 158)



X-Back Side & Arm
#13614 - #13615
(pg. 158)



Aron Counter / Bar
#13898 - #13899
(pg. 159)



Clayton Counter
#11724
(pg. 159)



Crossback Counter
#13774
(pg. 159)



Diamond Mission Counter
#12742
(pg. 159)



Easton Counter
#14776
(pg. 159)



Estate Counter
#13760
(pg. 159)



Eugene Inlay Counter
#12700
(pg. 160)



Fenton Counter
#13776
(pg. 160)



Harrison Counter
#11720
(pg. 160)



Heritage Counter
#11712
(pg. 160)



Hudson Counter
#11722
(pg. 160)



Liberty Mission Counter
#12754
(pg. 161)



Lloyd Bar
#12707
(pg. 161)



McKinley Counter
#11778
(pg. 161)



Mission Counter
#12740
(pg. 161)



Mission Counter
#12744
(pg. 161)



Mission Counter
#12748
(pg. 161)



Napoleon Counter
#13772
(pg. 162)



Provence Bar
#15701
(pg. 162)



School Counter
#17762
(pg. 162)



Sequoia Counter
#14780
(pg. 162)



Shaker Counter
#11702
(pg. 162)



Shaker Counter
#11704
(pg. 162)



Shaker Counter
#11706
(pg. 163)



Shaker Ladderback Counter
#11708
(pg. 163)



**Shaker Ladderback Counter
w/ Shaker Legs**
#11710
(pg. 163)

Counter/Bar Chairs



Sonoma Counter
#11716
(pg. 163)



Stanley Counter
#11824
(pg. 163)



V-Back Bar
#14709
(pg. 163)



Wellington Counter
#11714
(pg. 164)



X-Back Counter
#13770
(pg. 164)

Benches



Arvada Bench
#13903
(pg. 165)



Bordeaux Bench
#10905
(pg. 165)



McKinley Bench
#11920
(pg. 166)



Provence Bench
#15903
(pg. 166)



Sequoia Bench
#14902
(pg. 166)



Shaker Bench
#11925
(pg. 166)



Wellington Bench
#11911
(pg. 167)



Williamsburg Bench
#10902
(pg. 167)

Cabinets



Andover Corner Hutch
#37068
(pg. 169)



Andover Hutch
#37064
(pg. 169)



Arvada Sideboard
#33017
(pg. 169)



Ashville Corner Hutch
#30012
(pg. 169)



Ashville Hutch
#30003
(pg. 170)



Ashville Server
#30013
(pg. 170)



Aspen Hutch
#34007
(pg. 170)



Bentley Sideboard
#34018
(pg. 170)



Branson Sideboard
#30031
(pg. 170)



Brentwood Buffet
#34006
(pg. 171)



Canted Hutch
#37002
(pg. 171)



Canton Buffet
#30030
(pg. 172)



Carlisle Server
#34000
(pg. 172)



Chateau Sideboard
#33016
(pg. 172)



Classic Mission Corner Hutch
#32002
(pg. 172)



Classic Mission Hutch
#32000
(pg. 172)



Country Hutch
#37008
(pg. 173)



Diamond Mission Corner Hutch
#32008
(pg. 173)



Diamond Mission Hutch
#32003
(pg. 173)



Dutch Corner Hutch
#37023
(pg. 174)



Dutch Hutch
#37017
(pg. 174)



Dutch Server
#37024
(pg. 174)



Easton Hutch
#34001
(pg. 174)



Eastwood Sideboard
#33021
(pg. 174)



Edinburgh Sideboard
#33020
(pg. 175)



Estate Corner Hutch
#33006
(pg. 175)



Estate Hutch
#33001
(pg. 175)



Estate Server
#33007
(pg. 175)

Cabinets



Florentino Corner Hutch
#33028
(pg. 176)



Florentino Hutch
#33026
(pg. 176)



Florentino Sideboard
#33029
(pg. 176)



Gatherings Corner Hutch
#33024
(pg. 176)



Gatherings Hutch
#33022
(pg. 176)



Gatherings Sideboard
#33025
(pg. 176)



Grand Mesa Hutch
#32009
(pg. 177)



Heritage Corner Hutch
#31008
(pg. 177)



Heritage Huntboard
#31009
(pg. 177)



Heritage Hutch
#31002
(pg. 177)



Hill House Corner Hutch
#32037
(pg. 177)



Hill House Hutch
#32035
(pg. 178)



Hill House Sideboard
#32038
(pg. 178)



Kensington Buffet
#30014
(pg. 178)



Lexington Hutch
#34003
(pg. 178)



Liberty Mission Hutch
#32010
(pg. 178)



Liberty Mission Sideboard
#32013
(pg. 178)



Liberty Mission Sideboard w/ Top
#32012
(pg. 179)



Luxembourg Hutch
#30027
(pg. 179)



Madison Hutch
#33008
(pg. 179)



McKinley Hutch
#30015
(pg. 180)



Mission Hutch
#32015
(pg. 180)



Mission Server
#32019
(pg. 180)



Mission Sideboard
#32020
(pg. 181)



Modern Shaker Hutch
#31011
(pg. 181)



Montecito Hutch
#33018
(pg. 181)



New Albany Sideboard
#35010
(pg. 181)



North Union Hutch
#31043
(pg. 182)



North Union Sideboard
#31045
(pg. 182)



Peggs Sideboard
#34012
(pg. 182)



Provence Hutch
#35011
(pg. 182)



Queen Anne Hutch
#36002
(pg. 182)



Queen Anne Pediment Hutch
#36000
(pg. 183)



Queen Anne Server
#36003
(pg. 183)



Riviera Sideboard
#34010
(pg. 183)



Rochester Sideboard
#30033
(pg. 183)



Santa Fe Corner Hutch
#32027
(pg. 183)



Santa Fe Hutch
#32023
(pg. 184)



Santa Fe Sideboard
#32028
(pg. 184)



Sequoia Cabinet
#34005
(pg. 184)

Cabinets



Sonoma Hutch
#30017
(pg. 184)



Spencer Hutch
#34014
(pg. 184)



Sydney Hutch
#32032
(pg. 185)



Traditional Corner Hutch
#37059
(pg. 185)



Traditional Hutch
#37050
(pg. 186)



Tribeca Shelf
#34009
(pg. 186)



Tribeca Sideboard
#34008
(pg. 186)



Tuscany Buffet
#33011
(pg. 187)



Uptown Sideboard
#34013
(pg. 187)



Urban Curio
#34016
(pg. 187)



Urban Sideboard
#34017
(pg. 187)



Valley French Corner Hutch
#35006
(pg. 187)



Valley French Hutch
#35001
(pg. 188)



Valley French Server
#35007
(pg. 188)



Valley Shaker Corner Hutch
#31029
(pg. 188)



Valley Shaker Hutch
#31019
(pg. 189)



Valley Shaker Server
#31030
(pg. 189)



Warren Corner Hutch
#31040
(pg. 189)



Warren Hutch
#31035
(pg. 190)



Warren Server
#31042
(pg. 190)

Cabinets



Wellington Hutch
#30019
(pg. 190)



Whitby Hutch
#37070
(pg. 190)



Williamsburg Hutch
#30021
(pg. 191)



**Williamsburg Hutch w/
Leaf Storage**
#30024
(pg. 191)



Williamsburg Sideboard
#30023
(pg. 191)



CANAL DOVER
FURNITURE



ABOUT OUR COMPANY



Dan and Frieda Mast
Owner

Our History...

We've been here in the scenic, rolling hills of Holmes County crafting heirloom quality furniture since 1989. Started by a local farmer and cabinet maker, the plant still sits next to the farm where it all began. In those days, we were known as Valley View Oak, and we've made several acquisitions over the years, including Tree Crowns Craftsman and Canal Dover Furniture. In 2015, we changed our name to Canal Dover Furniture to better represent who we have become. Today, we use a blend of modern machines alongside our very talented craftsmen to bring you the best possible experience. Our finishing facility begins with hand-wiped stains and ends with a state-of-the-art finish booth, giving your furniture the highest quality finish possible.

FROM OUR FAMILY TO YOURS

Family is the backbone of our community and our business is no different. Today, we, Dan and Frieda Mast, along with our son-in-law Nicholas Pickrel and all of our dedicated team, work to deliver beautiful, American-made, solid wood furniture.

OUR DFF&C PHILOSOPHY

If you are looking for Design, Fit, Finish, and the option of Customization, you've picked up the right catalog. Our goal is to have up-to-date and well-engineered furniture that is built with excellence in mind. The details of how things fit together are crucial to us. It's also important to us that the finish protecting your furniture is the best Catalyzed Conversion Varnish available. Along with these high standards, we also offer six species of wood, many different finish colors, and size changes to our tables.

BENCH CRAFTED

What does "bench crafted" even mean? For us it means experienced craftsmen using their expertise to build one piece of furniture at a time. It means paying attention to details that typically don't get noticed in a high production assembly line. Fortunately, in our case, it also means having hard working Amish and Mennonite craftsmen who care about providing you with a beautiful piece of furniture. When you take the work ethic passed down from generation to generation of Amish and Mennonite families, and you marry that with time-tested techniques that have been in the furniture world for years, wonderful things happen.

FOR YOU

Here at Canal Dover we don't build a bunch of product and then make you pick from an inventory. Each order is custom built for you, with your color and size specs in mind. In the past 20 years, we've put together a wide variety of collections. Feel free to use these collections as your springboard. Or, if you'd rather be eclectic, join the individual pieces from different collections to create a look that is completely you. Either way, you've got the advantage of having it built only for you.



Nicholas and Natalia Pickrel
General Manager



Dan Mast
Dan Mast, Owner

8211 TR 652
Millersburg, OH 44654

330.359.5375 OFFICE
877.631.2524 FAX

sales@canaldover.com

www.canaldover.com

©2018-19 Canal Dover, LLC. All rights reserved. All photos used in this catalog are the property of Canal Dover, LLC and may not be reproduced, stored in a retrieval system or reused in any form or by any means (electronic, mechanical, photocopying, recording or otherwise) without the permission of Canal Dover, LLC. www.canaldover.com



CRAFTING HEIRLOOMS SINCE 1989

