


**SMITH BROTHERS**  
*of BERNIE*

*DESIGN Your Way*

8131 LAF Chaise & RAF Sofa

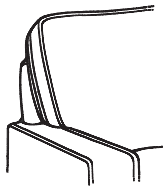
**8000 Series**



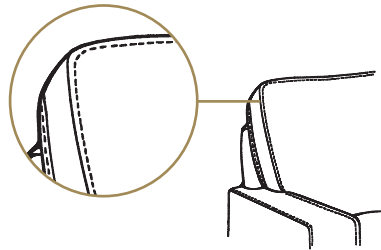


**1**

CHOOSE YOUR  
**SEAM**



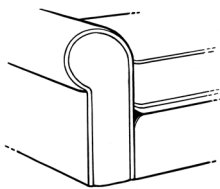
1 - Welt Cord



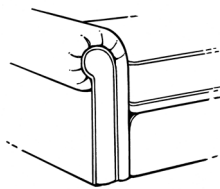
2 - Top Stitch

**2**

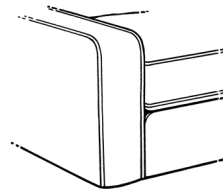
CHOOSE YOUR  
**ARM**



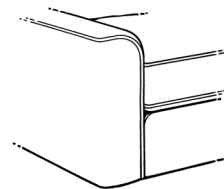
1 - Sock



2 - Panel



3 - Track

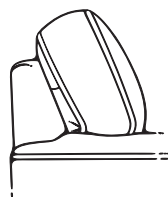


4 - Deco


**3**

CHOOSE YOUR  
**BACK**


\*Loose Pillow Back options incur an additional charge.



1 - Semi-Attached Boxing



2 - Loose Pillow Boxing\*



3 - Loose Pillow Knife Edge\*

WRITE YOUR  
**ORDER**

**8** **1** **2** **3** - ITEM #  
 SEAM ARM BACK

For pieces where a style code does not apply (such as arm styles on armless pieces), enter "0" in that position. For example, an Ottoman SKU (item #40) with top stitching would be written as 8200-40. Only the Seam Style Code and the Item Number are needed because Arms and Backs do not apply in this case.

# Examples

## Standard Pillows

8100 pieces with welt cord: Style #13, 22" pillows with welt cord  
8200 pieces with top stitched seams: Style #12, 22" pillows without welt cord



8141-20 Leather Loveseat  
Welts, Deco Arm, Semi-Attached Back



8121-10 Sofa  
Welts, Panel Arm, Semi-Attached Back  
Standard with one pair style #13, 22" pillows



8112-31 Chair 1/2  
Welts, Sock Arm, Loose Pillow Boxing Back  
Standard with one style #13, 22" pillow



8100-41 Ottoman 1/2, Welts



8231-30 Leather Chair  
No Welts, Track Arm, Semi-Attached Back



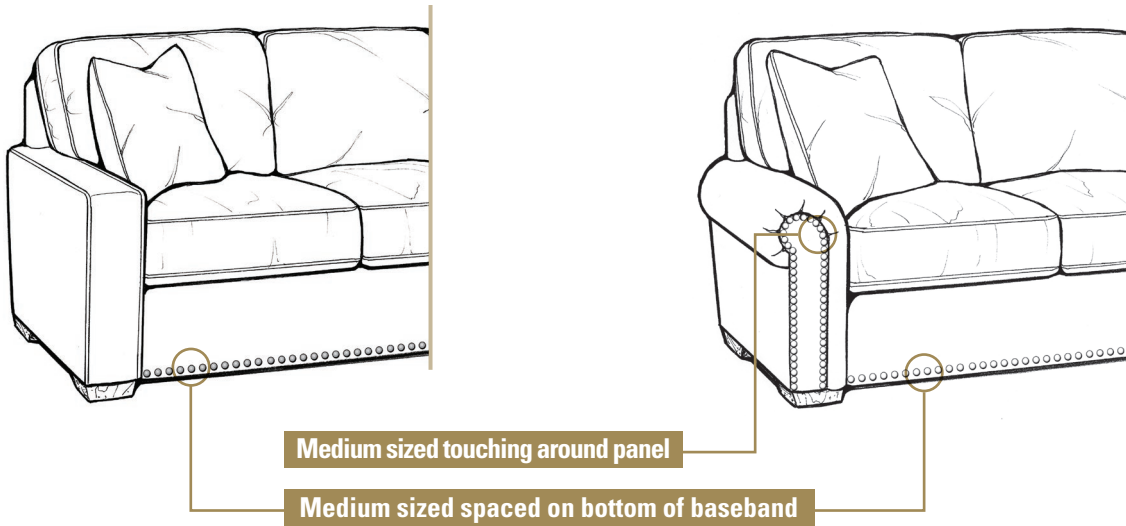
8131-14 LAF Sofa  
8131-45 RAF Chaise  
Welts, Track Arm, Semi-Attached Back  
Standard with two pair style #13, 22" pillows



8143-21 LAF Corner Sofa  
8103-26 Armless Loveseat  
8143-55 RAF End Wedge  
Welts, Deco Arm, Loose Pillow Knife Edge Back  
Standard with two pair style #13, 22" pillows

# NAILHEAD OPTIONS

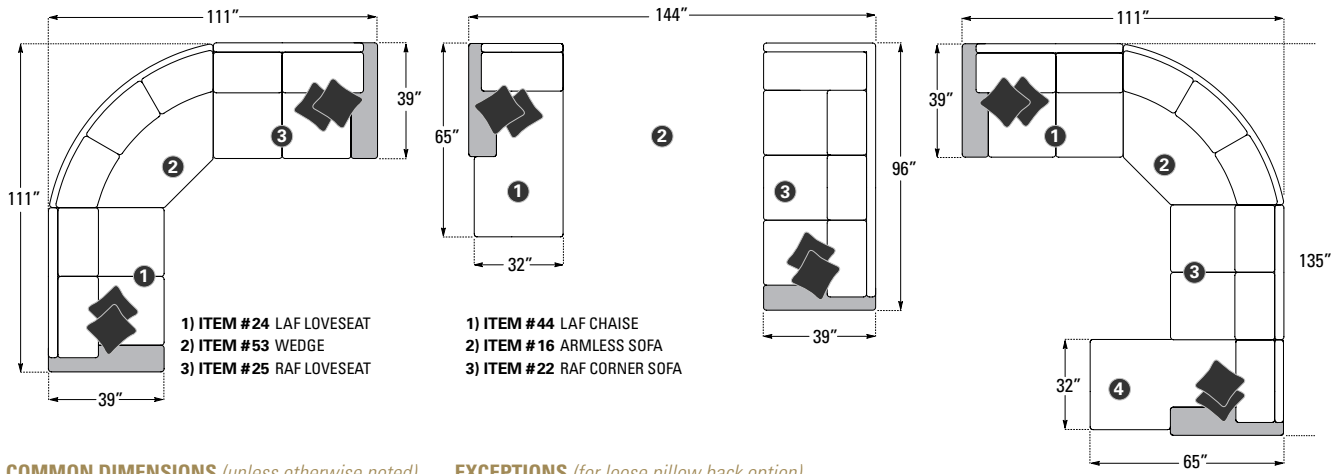
The 8000 series is not standard with nailhead, however it is an option. If nailhead is selected, it will be applied in the format shown below. Nailhead will be applied to the bottom of the base. It may be applied to the Panel Arm only, as the other arms cannot accept nailhead.



# SAMPLE CONFIGURATIONS

## SAMPLE CONFIGURATION DIMENSIONS REPRESENT PANEL AND SOCK ARMS WITH SEMI-ATTACHED BACKS

(SEE BELOW FOR EXCEPTIONS). Diagrams below are not to scale. All dimensions are approximate.



- 1) ITEM #24 LAF LOVESEAT
- 2) ITEM #53 WEDGE
- 3) ITEM #25 RAF LOVESEAT

- 1) ITEM #44 LAF CHAISE
- 2) ITEM #16 ARMLESS SOFA
- 3) ITEM #22 RAF CORNER SOFA

- 1) ITEM #24 LAF LOVESEAT
- 2) ITEM #53 WEDGE
- 3) ITEM #26 ARMLESS LOVESEAT
- 4) ITEM #45 RAF CHAISE

### COMMON DIMENSIONS (unless otherwise noted)

OVERALL HEIGHT (*exceptions below*) ..... 36"  
 OVERALL DEPTH (*exceptions below*) ..... 39"  
 SEAT HEIGHT..... 19"  
 SEAT DEPTH (*exceptions on back*)..... 23"  
 ARM HEIGHT (PANEL/SOCK)..... 23"  
 ARM HEIGHT (TRACK/DECO)..... 22"

### EXCEPTIONS (for loose pillow back option)

L/RAF CORNER SOFA (*loose pillow back*) OVERALL LENGTH..... 97"  
 CORNER CHAIR (*loose pillow back*) OVERALL LENGTH..... 40"  
 WEDGE DIAGONAL (*loose pillow back*) LENGTH..... 77"

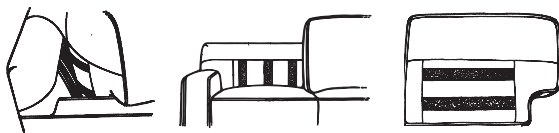
### EXCEPTIONS

**TRACK ARM:** Subtract 3" PER ARM from overall frame length. Inside length does not change.

**DECO ARM:** Subtract 2" PER ARM from overall frame length. Inside length does not change.

**LOOSE PILLOW BACK:** Add 1" to overall depth and overall height for pieces with loose pillow backs. Seat depth does not change.

## VELCRO



Leather styles feature velcro on the back side of the loose pillow backs. This method keeps the back cushions in place, as leather has a tendency to be slippery, causing them to slide down over the seat cushion.

# 8000 SERIES | AVAILABLE PIECES

Website Version - Not to Scale  
 PILLOWS ARE NOT STANDARD ON LEATHER.

LAF = Left Arm Facing, RAF = Right Arm Facing

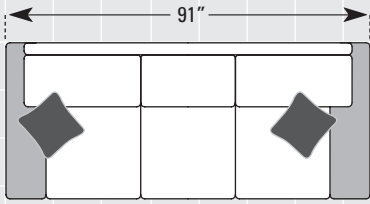
## EXCEPTIONS

**TRACK ARM:** Subtract 3" PER ARM from overall frame length. Inside length does not change.

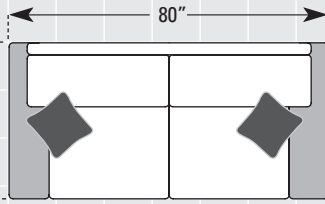
**DECO ARM:** Subtract 2" PER ARM from overall frame length. Inside length does not change.

**LOOSE PILLOW BACK:** Add 1" to overall depth and overall height for pieces with loose pillow backs. Seat depth does not change.

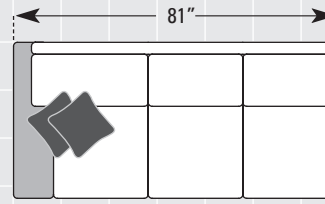
See inside for additional dimensions. All dimensions are approximate. See [www.smithbrothers.net](http://www.smithbrothers.net) for more detailed dimensions.



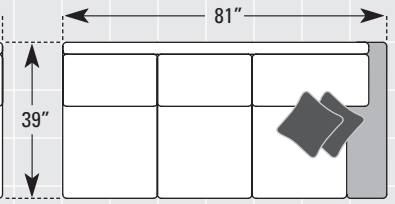
ITEM #10 SOFA  
 INSIDE LENGTH: 71"



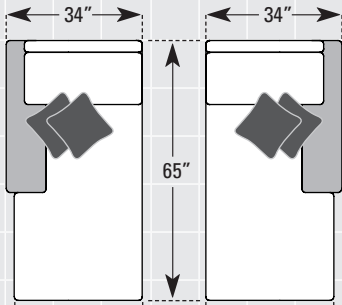
ITEM #11 MID-SIZE SOFA  
 INSIDE LENGTH: 60"



ITEM #14 LAF SOFA  
 INSIDE LENGTH: 71"

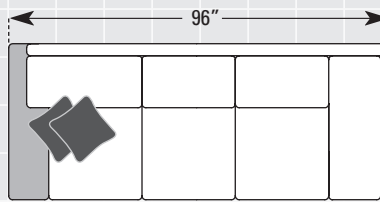


ITEM #15 RAF SOFA  
 INSIDE LENGTH: 71"

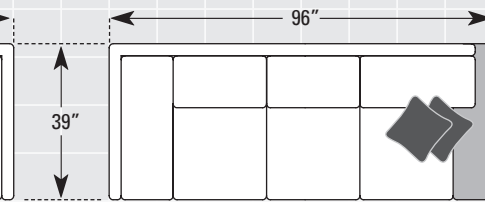


ITEM #44 LAF CHAISE  
 INSIDE LENGTH: 24"  
 SEAT DEPTH: 48"


ITEM #45 RAF CHAISE  
 INSIDE LENGTH: 24"  
 SEAT DEPTH: 48"




ITEM #21 LAF CORNER SOFA  
 INSIDE LENGTH: 71"



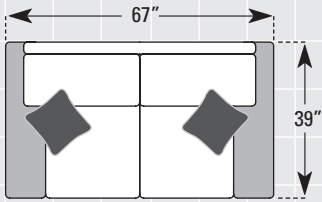
ITEM #22 RAF CORNER SOFA  
 INSIDE LENGTH: 71"



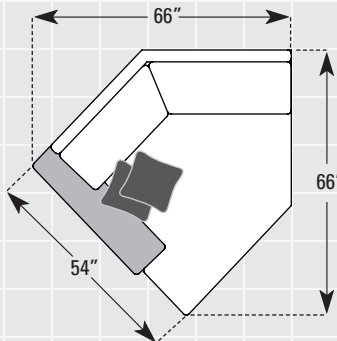
ITEM #44 LAF CHAISE  
 INSIDE LENGTH: 24"  
 SEAT DEPTH: 48"



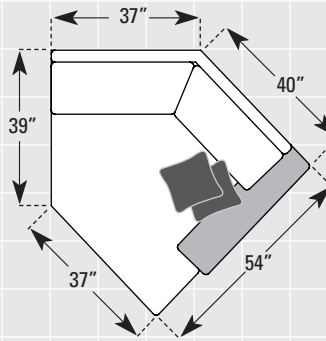
ITEM #45 RAF CHAISE  
 INSIDE LENGTH: 24"  
 SEAT DEPTH: 48"



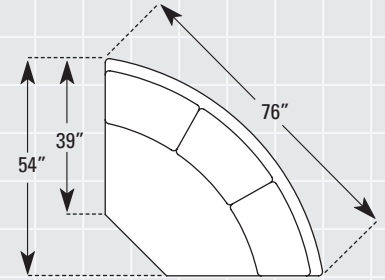
ITEM #20 LOVESEAT  
 INSIDE LENGTH: 47"



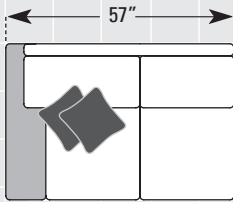
ITEM #54 LAF END WEDGE  
 SEAT DEPTH: 39"



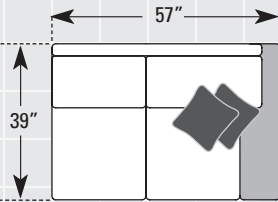
ITEM #55 RAF END WEDGE  
 SEAT DEPTH: 39"



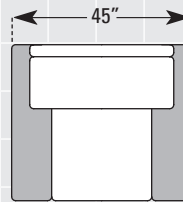
ITEM #53 WEDGE



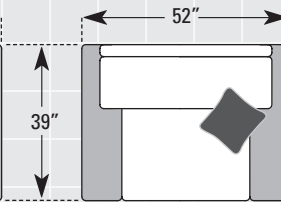
ITEM #24 LAF LOVESEAT  
 INSIDE LENGTH: 47"



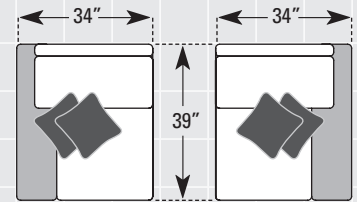
ITEM #25 RAF LOVESEAT  
 INSIDE LENGTH: 47"



ITEM #30 CHAIR  
 INSIDE LENGTH: 25"

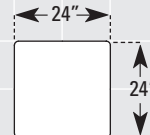


ITEM #31 CHAIR 1/2  
 INSIDE LENGTH: 32"

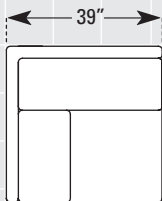


ITEM #34 LAF CHAIR  
 INSIDE LENGTH: 24"

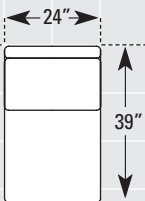
ITEM #35 RAF CHAIR  
 INSIDE LENGTH: 24"



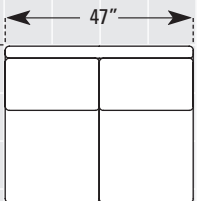
ITEM #42 CHAISE OTTOMAN  
 HEIGHT: 19"



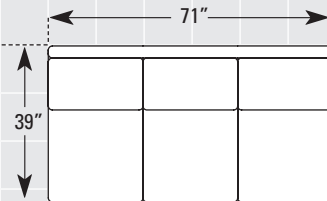
ITEM #32 CORNER CHAIR  
 INSIDE LENGTH: 24"



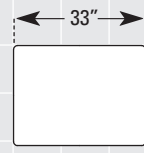
ITEM #36 ARMLESS CHAIR



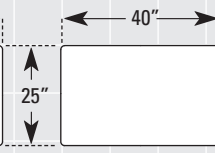
ITEM #26 ARMLESS LOVESEAT



ITEM #16 ARMLESS SOFA



ITEM #40 OTTOMAN  
 HEIGHT: 16"



ITEM #41 OTTOMAN 1/2  
 HEIGHT: 16"